

**STATE OF HAWAII
IMPLEMENTATION PLAN FOR THE
STOP VIOLENCE AGAINST WOMEN
FORMULA GRANT**

**FY 2015 – 2017
(July 1, 2014 through June 30, 2017)**

**DEPARTMENT OF THE ATTORNEY GENERAL
CRIME PREVENTION AND JUSTICE ASSISTANCE DIVISION**

MARCH 2014

TABLE OF CONTENTS

EXECUTIVE SUMMARY.....	3
I. INTRODUCTION.....	4
II. DESCRIPTION OF THE PLANNING PROCESS.....	6
III. NEEDS AND CONTEXT.....	8
A. Demographic Characteristics.....	8
B. Crime Statistics and Victim Services.....	10
1. Domestic Violence.....	10
2. Sexual Assault.....	17
3. Stalking.....	20
C. Federal and State Resources.....	21
D. Results from VAWA Planning Committee Surveys and Working Group Discussions.....	21
IV. PLAN PRIORITIES AND APPROACHES.....	22
A. Identified Goals.....	22
B. Priority Areas.....	22
C. Grant-Making Strategy.....	23
1. Victim Services.....	23
2. Law Enforcement.....	25
3. Prosecution.....	26
4. Local and State Court.....	27
5. Discretionary Allocation.....	28
6. Timeline of STOP Grant Cycle.....	28
D. Addressing the Needs of Underserved Victims.....	28
E. Federal FY 2008 to FY 2012 STOP Allocations.....	29
V. EVALUATION OF PROGRAMS.....	30
A. Project Goals and Objectives.....	30
B. Project Monitoring.....	30
C. Evaluation at the End of Project.....	31

APPENDICES

APPENDIX A: VAWA State Planning Committee Member List.....	32
APPENDIX B: VAWA State Planning Committee Survey Results.....	34
APPENDIX C: Funding Sources for Domestic Violence and Sexual Assault.....	47
APPENDIX D: STOP Formula Grant Projects Funded by Federal FY 2008 to FY 2012.....	51

EXECUTIVE SUMMARY

The U.S. Department of Justice, Office on Violence against Women (OVW) provides funding to states and territories through the STOP (Services, Training, Officers, and Prosecutors) Violence Against Women Formula Grants, also known as the VAWA STOP grant, to encourage the development and improvement of effective law enforcement, prosecution strategies, victim advocacy, and services in cases involving violent crimes against women. As the State Administering Agency (SAA) for the VAWA STOP grant, the Department of the Attorney General is responsible for overseeing the STOP funds and developing the State's VAWA Implementation Plan. The STOP FY 2015-2017 Implementation Plan is the Department's strategic plan for the distribution and use of the STOP grant for the period of July 1, 2014 through June 30, 2017.

The Department, in consultation with the VAWA State Planning Committee (VPC), an equitable representation of criminal justice agencies and non-profit, non-governmental victim service agencies, sets forth the funding priorities of the State. For victim service agencies, the priority areas include supporting and developing core services for victims of domestic violence, sexual assault, dating violence, and/or stalking. They include but are not limited to: advocacy; case management; counseling; crisis response; increased accessibility by special populations or underserved, including disabled, immigrant, and victims with substance abuse or mental health issues; legal assistance; legal advocacy; shelter; transitional services; and prevention, outreach and/or education. Another priority area for victim service agencies is developing an effective coordinated community response for domestic violence, sexual assault, dating violence, and/or stalking. For criminal justice agencies, the priority areas include: developing an effective coordinated community response for domestic violence, sexual assault, dating violence, and/or stalking; improving system response to stalking; promoting offender accountability; developing and sustaining training in areas on violence against women; standardizing and enhancing data collection; developing and sharing departmental policies, standard operating procedures, and protocols on domestic violence, sexual violence, stalking, and dating violence as applicable; involving and integrating probation services into STOP-funded activities; improving system response (court security and interpreter services for victims); improving enforcement of protection orders; supporting underserved/marginalized communities; and conducting domestic violence, sexual assault, dating violence or stalking prevention, education, and/or outreach activities.

Funding for the STOP program has remained stable over the past three years. Hawaii's STOP awards for FY 2010, FY 2011, and FY 2012 were \$1,025,028, \$1,027,563, and \$1,036,624, respectively. The slight increase over the years is relative to the increase in the State's population. The federal provision sets aside the allocation of: 25% for law enforcement, 25% for prosecution, 30% for non-profit victim services (of which 10% is to be distributed to culturally specific community-based organizations), and 5% for the state and local courts. The remaining 15% is discretionary which the State has decided to allocate towards victim service providers.

I. INTRODUCTION

The Violence Against Women Act (VAWA) was passed in 1994 by the U.S. Congress and was reauthorized in 2000, 2005, and 2013 to address violent crimes against women, specifically domestic violence, dating violence, sexual assault, and stalking. The U.S. Department of Justice through the Office on Violence Against Women (OVW) oversees the administration of grant programs established under VAWA and subsequent legislation. The STOP (Services, Training, Officers, and Prosecutors) Violence Against Women Formula Grants to States, also known as the VAWA STOP grant, encourages the development and improvement of effective law enforcement and prosecution strategies to address violent crimes against women and the development and improvement of advocacy and services in cases involving violent crimes against women. With the VAWA Reauthorization of 2013, states and territories are required to submit a new three-year Implementation Plan for their jurisdiction outlining how STOP grant funds will be leveraged to improve or enhance responses to violent crimes against women.

In Hawaii, the Department of the Attorney General has been designated as the administering agency for the VAWA STOP grant. This document serves as Hawaii's Implementation Plan for the STOP Violence Against Women Formula Grant Program for the period July 1, 2014 through June 30, 2017. The Department works closely with the VAWA State Planning Committee (VPC) to establish priorities for the State's STOP grant funds and oversees the development and implementation of the State Plan.

The VPC is composed of an equitable representation of criminal justice agencies and non-profit, non-governmental victim services agencies who work collaboratively on a statewide level to improve the response to victims of domestic violence, sexual assault, dating violence, and stalking. The VPC was established in 1995 and continues today in its commitment as the planning body responsible for the development of the Implementation Plan for the STOP VAWA Formula Grant Program.

The State Attorney General chairs the VPC, which includes 14 representatives: three (3) domestic violence and sexual assault victim service programs, including one culturally specific service provider; two (2) state coalitions for domestic violence and sexual assault; two (2) Prosecuting Attorneys; two (2) Police Chiefs; one (1) Family Court Judge; and three (3) Directors from Department of Health, Department of Human Services, and the Hawaii State Commission on the Status of Women. The U.S. Attorney is an ex-officio member of the VPC. (See Appendix A for the VPC membership roster.) The committee also invites two (2) additional Prosecuting Attorneys and two (2) additional Police Chiefs to be non-voting participants at the meetings.

The VPC met on March 7, 2014 to review, discuss, and approve the Implementation Plan for FY 2015-2017. Several meetings and correspondences with VPC members occurred prior to the final VPC meeting approving the State Plan. The planning process will be discussed further in the next section.

The Implementation Plan sets forth the funding priorities of the VPC, a list of projects funded, and concurrent efforts within the State related to domestic violence, dating violence, sexual assault, and stalking. The overall goal of the Plan is to strengthen

the State's ability to respond to domestic and dating violence, sexual assault, and stalking by improving the criminal justice system, developing and providing better access to victim services, and increasing offender accountability. The Plan includes information and data on crime incidents, a summary of identified victim needs and service gaps, a description of the State's population and demographics, geographical information, and other relevant data.

The Implementation Plan is organized as follows:

Description of the Planning Process for the Implementation Plan conducted by the Department of the Attorney General, Crime Prevention and Justice Assistance Division (CPJAD), which included surveying criminal justice agencies, victim service providers, state coalitions, and other state agencies regarding the accomplishments, challenges, and needs of the various systems of response to violence against women in the State; gathering pertinent data and information from criminal justice agencies and victim service providers; and working closely with the VAWA Planning Committee and VAWA Working Group in setting priorities and suggesting ways to strengthen collaboration with all stakeholders.

Needs and Context includes a description of Hawaii's geographic and population demographics, crime statistics, and data on the victimization of violence against women.

Plan Priorities and Approaches describes the identified goals for the Implementation Plan, priority areas to be funded, the strategy for distribution of the funds, and the strategy for addressing the needs of underserved victims.

Evaluation of Programs describes the Project Effectiveness Model, a model from the U.S. Department of Justice, Bureau of Justice Assistance that provides a guide for developing, managing, and assessing projects.

II. DESCRIPTION OF THE PLANNING PROCESS

The planning process for the State Implementation Plan began in August 2013. Surveys developed by the Crime Prevention and Justice Assistance Division (CPJAD) of the Department of the Attorney General were sent to all of the members of the VAWA Planning Committee (VPC) which included two county Police Chiefs, two county Prosecutors, the senior judge of Family Court in the First Circuit Court, directors of the State's Department of Human Services, Department of Health, and State Commission on the Status of Women, both state coalitions against domestic violence and sexual assault, and three victim service providers, one of which provides culturally specific services. In addition, two non-voting Police Chiefs and two non-voting Prosecutors also participated in the survey. The survey consisted of three open-ended questions. Agencies were asked to list their accomplishments, challenges, and the potential areas for statewide collaboration related to addressing domestic violence, dating violence, sexual assault, and stalking. All 17 agencies who were sent surveys responded. Survey results were summarized and discussed by the VAWA Planning Committee on August 27, 2013. The discussion by the VPC centered on some of the challenges the agencies face in responding effectively to violence against women such as inconsistent funding, a reduction in resources for outreach and prevention education, and reaching the State's diverse underserved populations. The VPC also discussed potential areas for system collaboration and improvement, such as streamlining funding and resources or strengthening coordinated community responses to domestic violence. Copies of the survey questions and responses are included in Appendix B.

In addition, at the August 2013 meeting, the VPC agreed to form a VAWA Working Group (VWG). The VWG was tasked to discuss specific areas for collaboration and to identify opportunities for statewide coordination to address some of the system challenges related to violence against women. Fifteen agencies were represented on the VWG which was chaired by the Attorney General. The VWG met in October and November 2013. The group agreed on two priority areas to address in order to improve the system response to violence against women. The two areas are addressing the need for outreach to underserved populations and addressing the need to strengthen training for first responders. Subsequent VWG meetings will focus on these two priority areas.

The VPC reconvened on December 10, 2013 to discuss the funding priorities and grant making strategies for the Implementation Plan. An update on the progress of the VAWA Working Group was also included on the agenda. The VPC reviewed previous funding priorities for the STOP Formula monies from the 2012-2014 VAWA Implementation Plan and agreed upon funding priorities for this current Implementation Plan. There was also discussion regarding grant making strategies that have been incorporated in this current plan related to changing the length of STOP grants for victim services and prioritizing funding for victim services for rural and underserved populations.

CPJAD staff collected statewide data from the Hawaii Criminal Justice Data Center (HCJDC) regarding domestic violence and sexual assault related crimes. Victim service data from various community based agencies in all four counties was collected to provide a snapshot of the number of victims served and types of services being provided.

Data from each county prosecutor's office regarding case outcomes was collected. CPJAD also collected funding information from other governmental agencies throughout the State to provide a summary of the state and federal funds being spent on domestic violence and sexual assault related services. All of this data are included in this document and was shared with the VPC members prior to the approval of the Implementation Plan.

Information regarding the State's Family Violence Prevention and Services Act (FVPSA) plan is provided to understand how resources for shelters are distributed. Seventy percent of FVPSA monies are allocated to Shelter Services and 20% are allocated to Teen Dating Violence Education and Prevention services. The Department of Human Services, which administers FVPSA monies, is a member of the VPC. CPJAD is also actively involved in the State's Department of Health, Rape Prevention Education's Community Action Seminars (CAS) which develops prevention strategies for various demographic populations throughout the State. The Victims of Crime Act (VOCA) funding is administered by CPJAD. Funds are awarded to each county prosecutor's Victim Witness program who subgrants a portion of the VOCA funds to agencies that assist domestic violence and sexual assault victims. Funds from FVPSA, Rape Prevention Education, and VOCA did not impact how STOP funds will be distributed. However, STOP funds enhance what is provided statewide and contributes to services provided to victims of crimes against women.

On March 7, 2014, the VPC met to finalize and approve the Implementation Plan. Documentation from each member of the VPC regarding their participation in the planning committee has been attached to the State's 2014 VAWA federal application.

III. NEEDS AND CONTEXT

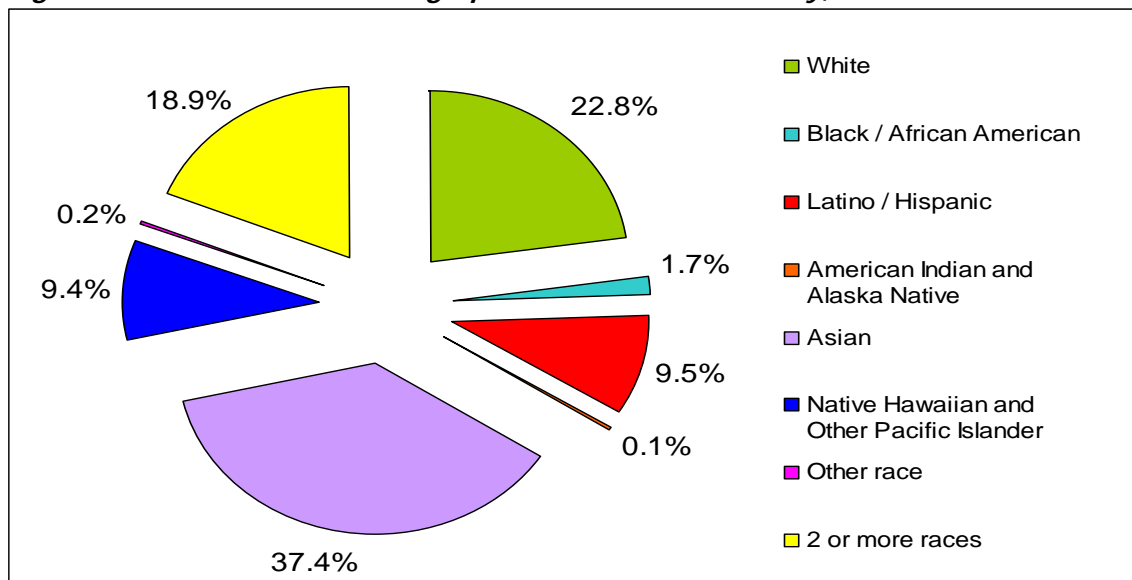
A. Demographic Characteristics

The primary sources of information for this section are: (1) the 2010 U.S. Census specifically the Decennial Census (Census), which is completed every ten years, in years ending in zero, to count the population and housing units for the entire United States and (2) the one-year 2012 American Community Survey (ACS), which is a nationwide survey designed to provide communities with a fresh look at how states and their respective counties are changing. The ACS provides population, demographic, and housing unit estimates.

According to the 2012 ACS, Hawaii's total resident population reached 1,392,313 (49.6% female and 50.4% male), reflecting a 2.4% population growth from 2010. The State geographically is separated into eight major islands which are incorporated into four counties. The island of Oahu (Honolulu County) was the most populous island with 976,372 residents, followed by the island of Hawaii with 189,191 residents. Maui County, which includes the islands of Maui, Lanai, and Molokai, had 158,266 residents. The island of Kauai had 68,434 residents.

In the 2012 ACS, the statewide median age was 38.3 years. Twenty-two percent of the population was under 18 years old and 15% was 65 years and older. The percentage of households with one or more people 65 years and over was 31.1% which is ranked second highest in the nation. Regarding racial and ethnic groups (refer to Figure 1 below), 90.5% of the population reported as non-Hispanic and 9.5% of the population reported as Hispanic or Latino. For people reporting as one race alone, 22.8% was White; 1.7% was Black or African American; 0.1% was American Indian and Alaska Native; 37.4% was Asian; 9.4% was Native Hawaiian or Other Pacific Islander; and 0.2% was some other race. Approximately 19% reported two or more races.

Figure 1: State of Hawaii Demographics – Race and Ethnicity, 2012



Source: 2012 American Community Survey, 1-year estimates

Underserved Populations

The VAWA Reauthorization of 2013 defines underserved populations as “populations who face barriers in accessing and using victim services, and includes populations underserved because of geographic location, religion, sexual orientation, gender identity, underserved racial and ethnic populations, populations underserved because of special needs (such as language barriers, disabilities, alienage status, or age); and any other population determined to be underserved by the Attorney General or by the Secretary of Health and Human Services as appropriate.” Both the VAWA Planning Committee and VAWA Working Group have discussed vulnerable populations who fit the VAWA definition of underserved.

In comparison with the rest of the nation, Hawaii has the largest Asian population, largest Native Hawaiian and Other Pacific Islander population, and largest mixed race population within its State. Using 2012 ACS data, the most recent population breakdown by Asian ethnic group, Filipinos (15%) and Japanese (13.6%) were identified as the two largest Asian populations in Hawaii followed by Chinese (3.5%). Regarding Native Hawaiians and Other Pacific Islanders, Native Hawaiians were identified as 6.5% of the population, followed by Samoans (1.1%). Among the mixed race population of two or more races, the combination of races includes Asian descent approximately 78%, White descent 74%, and Native Hawaiian or Other Pacific Islander descent 67% of the time.

In 2012 ACS, Hawaii has a foreign-born population of 251,866 which is approximately 18% of the total resident population. Seventy-seven percent of the foreign-born population originates from Asia. Approximately 10% of the foreign-born population originates from Oceania and 4.8% originates from Latin America. Based on a 2011 Department of Business, Economic Development, and Tourism report entitled, “The Non-English Population in Hawaii,” the top languages spoken at home in Hawaii consisted of Tagalog (17.7%), Japanese (16.7%), Ilocano (15%), Chinese (9.5%), and Spanish (8.4%).

In 2012, the median household size was 3.1 household members. The median household income was \$66,259. According to the U.S. Department of Health and Human Services, the 2012 poverty level for a household of three in Hawaii was \$21,960. During 2012, over 10% of the State’s households were below the poverty level. Approximately 11.3% of all households received food stamps or SNAP benefits, and 3.4% received some form of public assistance income. The poverty rate was the lowest in Honolulu County and Maui County where 10.3% of the county’s residents were under the poverty level in 2012, while Hawaii County had the highest poverty rate at 19.2%. Kauai County had a poverty rate of 11.0%.

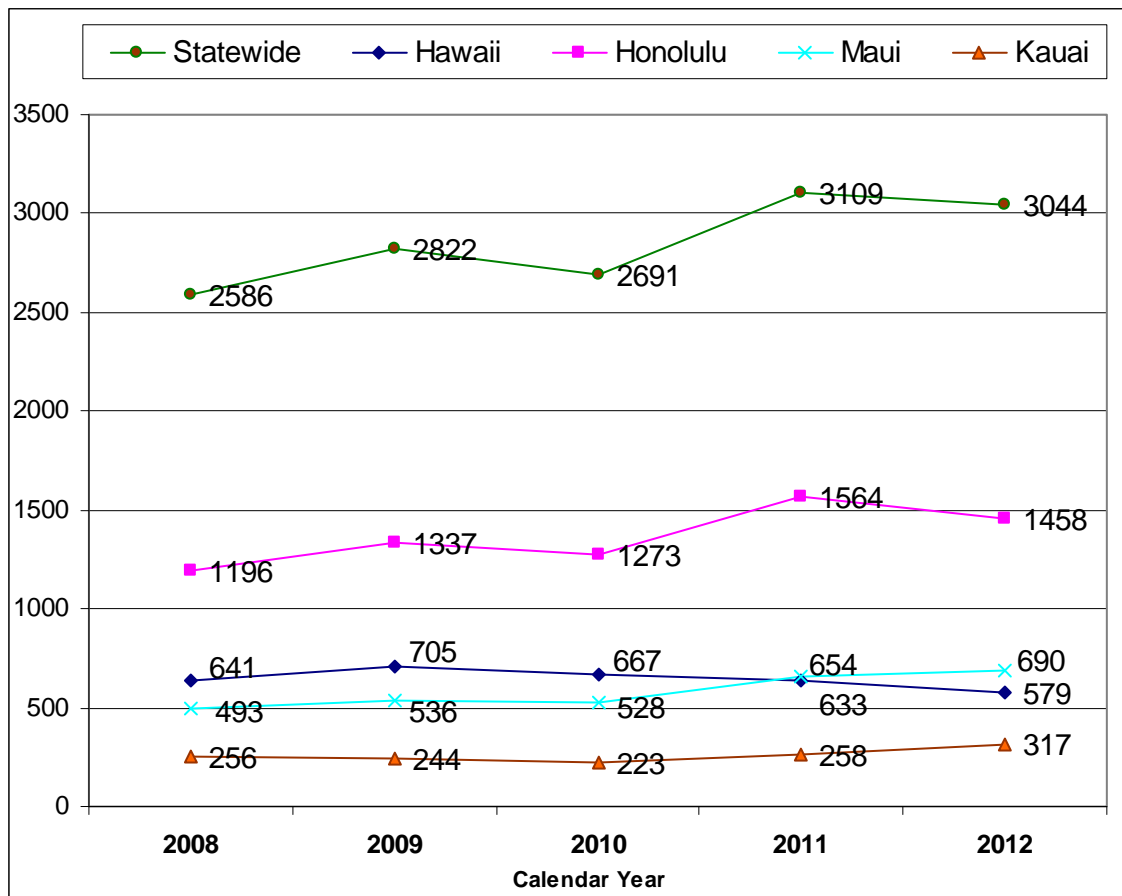
As previously mentioned, Hawaii has a diverse racial and ethnic population, a large number of residents in rural and geographically isolated areas throughout the State, and many immigrants and/or migrants with limited English proficiency. The Department will continue to work with the VPC on identifying the State’s most underserved populations as it relates to accessing services for victims of domestic violence, sexual assault, dating violence, and stalking.

B. Crime Statistics and Victim Services

1. Domestic Violence

The four county police departments (Honolulu, Hawaii, Maui, and Kauai) have mandatory arrest policies for the Abuse of Family or Household Members statute (ABFHM) HRS § 709-906, which is a misdemeanor offense for the first conviction. It is a Class C felony for any subsequent offenses of abuse of a family member that occurs within two years after a second misdemeanor conviction of this offense. The law enforcement standard for mandatory arrest for abuse of household members is “visible injury or complaint of pain.” Figure 2 below shows the total arrests statewide and by county for Abuse of Family or Household Members based on the Hawaii Criminal Justice Data Center’s (HCJDC) statewide criminal history record information system (*CJIS-Hawaii*). All arrests are entered by each county into CJIS-Hawaii. Between 2008 and 2012, there has been an 18% increase statewide in ABFHM arrests with the highest increase in Maui County (40%). Increases in arrests can be due to a number of reasons, including, but not limited to, more incidents of abuse, victims more likely to report to the police, or a change in reporting requirements or reporting systems.

Figure 2: Abuse of Family Arrests (HRS § 709-906), CY 2008 - 2012

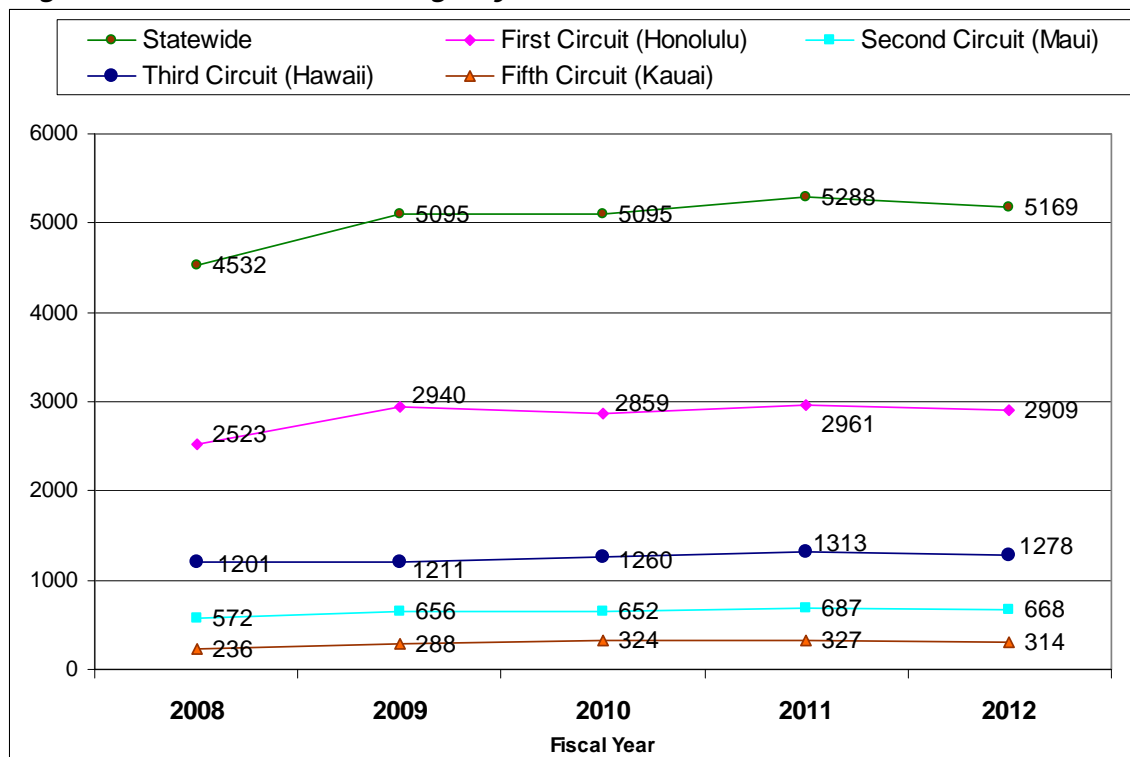


Source: Hawaii Criminal Justice Data Center – CJIS-Hawaii data

Domestic violence incidents can also be classified under a multitude of other related offenses, ranging from a felony arrest for assault to a misdemeanor arrest for harassment, or a property offense (e.g. criminal property damage). The Abuse of Family arrest numbers are only a portion of the total domestic violence incidents that occur in Hawaii. Each county records their domestic violence data differently. In Honolulu, all incidents and arrests related to domestic violence are tracked by the police department regardless of the arrest charge. For every arrest, officers are asked to identify if the case involved domestic violence. When analyzing the Honolulu Police Department data, it was clear that approximately twice as many domestic violence arrests are classified under an arresting charge other than Abuse of Family or Household Members. This data was not available for the other county police departments. Also missing from this data are the un-reported incidents of domestic abuse. Non-reporting of domestic violence incidents to law enforcement can be due to a variety of reasons, such as fear of re-victimization, cultural inhibitions, and frustration with the criminal justice response.

The Family Court in each of the four Circuit Courts issues temporary restraining orders and protection orders in domestic violence cases involving family or household members. Statewide, protection order filings have increased by 14% with the largest percentage increases in the Fifth Circuit (33%), Second Circuit (16%), and First Circuit (15%).

Figure 3: Protection Order Filings, by Circuit, FY 2008 - 2012

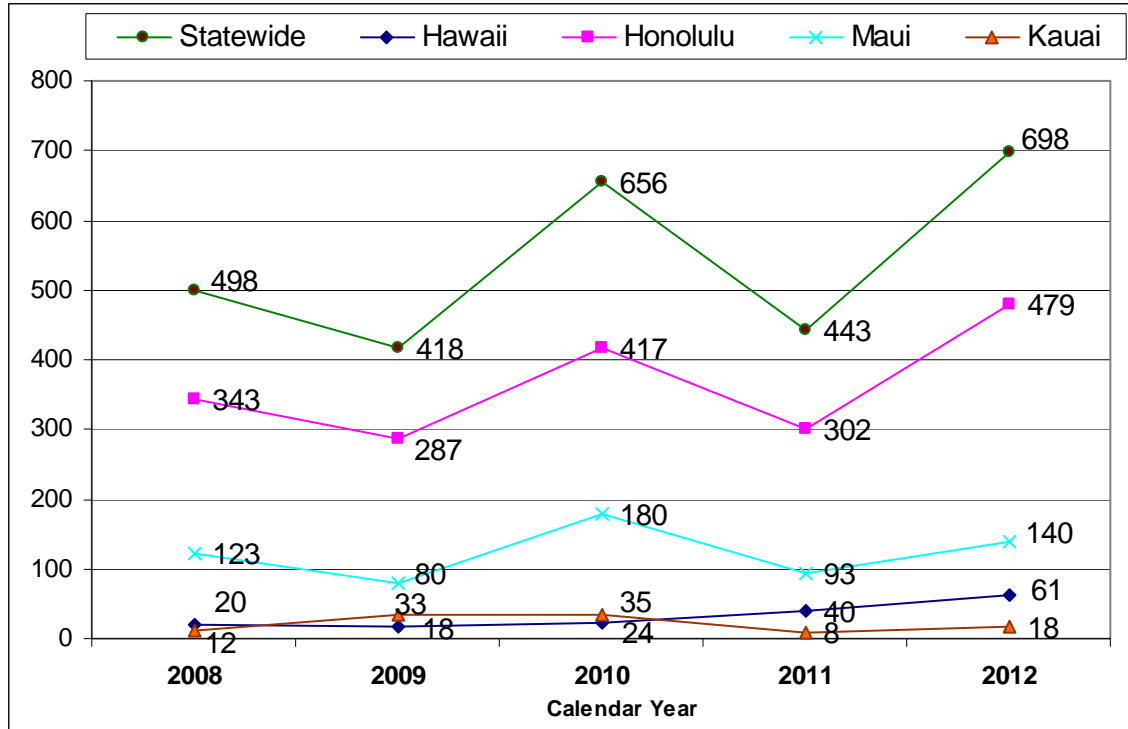


Source: Judiciary, Annual Reports

Arrests for violations of Temporary Restraining Orders (TRO) have increased statewide by 40% between 2008 and 2012. The largest increases occurred in the counties of Hawaii and Honolulu with 200% and 40% increases respectively. Figure 4 has the

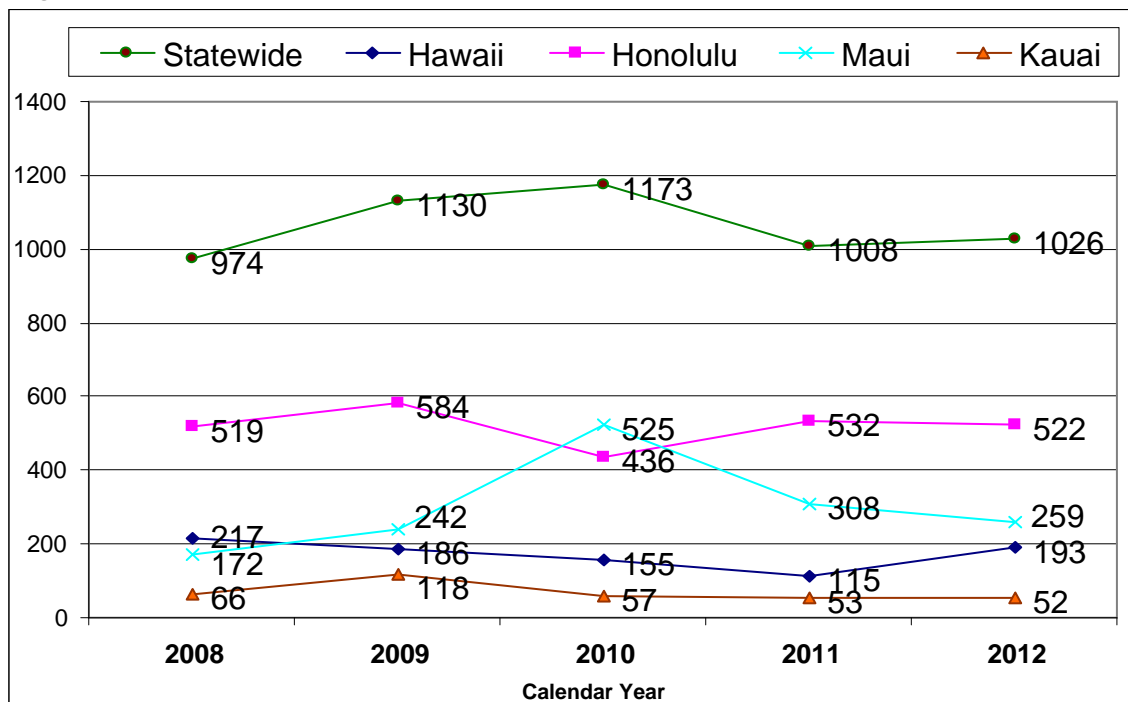
complete county breakdown. Arrests for violations of Protection Orders have increased statewide by approximately 5% between 2008 and 2012. Maui County, however, saw a 50% increase in arrests for violations of Protection Orders during the same time period.

Figure 4: Violation of TRO Arrests (HRS §586-0004), CY 2008 - 2012



Source: Hawaii Criminal Justice Data Center – CJIS-Hawaii data

Figure 5: Violation of Order of Protection Arrests (HRS §586-0004), CY 2008 - 2012



Source: Hawaii Criminal Justice Data Center – CJIS-Hawaii data

All of the prosecutors' offices primarily use a vertical prosecution model for domestic violence cases. Deputy prosecutors also handle felony offenses that have a domestic violence connection. Table 1 lists the county prosecutors' cases received for Abuse of Family or Household Members and their outcomes. The case numbers do not equal to the total number of the different disposition categories because of carryover cases.

Table 1: Abuse of Family Prosecution under HRS § 709-906, CY 2008 - 2012

County	2008	2009	2010	2011	2012
Honolulu					
-Cases Received	1620	1678	1593	1824	1750
-Declined Prosecution	12	14	15	16	12
-Plea Guilty as Charged/Lesser Degree/No Contest	420	464	420	442	463
-Found Guilty as Charged	9	16	18	25	14
-Acquitted	31	39	26	70	57
-Dismissed With/Without Prejudice	175	258	178	448	378
Hawaii					
-Cases Received	758	797	937	925	808
-Declined Prosecution	92	105	180	279	294
-Plea Guilty as Charged/Lesser Degree/No Contest	498	493	232	311	281
-Found Guilty as Charged	9	8	1	8	13
-Acquitted	17	12	6	20	13
-Dismissed With/Without Prejudice	142	179	123	231	226
Maui					
-Cases Received	432	342	245	267	250
-Declined Prosecution	202	143	12	23	10
-Plea Guilty as Charged/Lesser Degree/No Contest	107	129	142	143	140
-Found Guilty as Charged	6	5	10	11	4
-Acquitted	9	8	7	3	1
-Dismissed With/Without Prejudice	29	27	23	30	29
Kauai					
-Cases Received	257	357	405	341	409
-Declined Prosecution	36	104	123	48	81
-Plea Guilty as Charged/Lesser Degree/No Contest	58	105	119	118	141
-Found Guilty as Charged	7	8	5	2	1
-Acquitted	10	5	2	1	2
-Dismissed With/Without Prejudice	8	29	22	14	32

Source: County Prosecutor Offices

Table 2 details each county prosecutors' data regarding prosecution of HRS § 586-0011, Violation of Protection Orders. The case numbers do not equal to the total number of the different disposition categories because of carryover cases. Kauai County Prosecutor's office did not have data available for 2008 and 2009.

Table 2: Violation of Protection Order Prosecution under HRS § 586-0011, CY 2008 - 2012

County	2008	2009	2010	2011	2012
Honolulu					
-Cases Received	417	359	261	287	319
-Declined Prosecution	1	1	0	0	3
-Plea Guilty as Charged/Lesser Degree/No Contest	197	177	138	118	122
-Found Guilty as Charged	3	4	3	6	8
-Acquitted	6	4	6	16	10
-Dismissed With/Without Prejudice	58	38	32	52	44
Hawaii					
-Cases Received	402	386	343	328	512
-Declined Prosecution	130	163	132	174	262
-Plea Guilty as Charged/Lesser Degree/No Contest	102	101	76	62	96
-Found Guilty as Charged	1	5	1	2	5
-Acquitted	2	5	12	5	1
-Dismissed With/Without Prejudice	135	100	114	59	94
Maui					
-Cases Received	31	41	28	19	14
-Declined Prosecution	0	0	0	0	0
-Plea Guilty as Charged/Lesser Degree/No Contest	25	29	20	14	13
-Found Guilty as Charged	0	2	1	0	0
-Acquitted	2	0	0	0	0
-Dismissed With/Without Prejudice	4	10	7	4	3
Kauai					
-Cases Received	no data	no data	202	103	44
-Declined Prosecution	no data	no data	10	14	7
-Plea Guilty as Charged/Lesser Degree/No Contest	no data	no data	22	23	15
-Found Guilty as Charged	no data	no data	2	0	0
-Acquitted	no data	no data	0	1	0
-Dismissed With/Without Prejudice	no data	no data	0	3	2

Source: County Prosecutor Offices

Domestic abuse murders include not only intimate partners and former partners, but also non-intimate familial relationships (such as siblings, parents, and children) and non-related individuals residing in the same domicile (e.g., roommates, tenants, and children of partner.) The average annual rate of domestic abuse murders over the five-year period of 2008 to 2012 is 9.2 and for domestic abuse murders related to intimate partners, the average annual rate is 5.4. Refer to Table 3.

Table 3: Murders Involving Domestic Abuse between Family and Household Members under HRS § 586-1, CY 2008-2012

Victim-Offender Relationship	2008	2009	2010	2011	2012	Total	Avg.
Intimate Partners (incl. former partners)	7	7	8	2	3	27	5.4
Non-Intimate Familial Relationships	4	3	4	5	0	16	3.2
Non-Intimate/Non-Familial Cohabitants	1	1	1	0	0	3	0.6
Total	12	11	13	7	3	46	9.2
<i>Percent of Murders Involving Domestic Abuse</i>	<i>46.2%</i>	<i>47.8%</i>	<i>52.0%</i>	<i>33.3%</i>	<i>14.3%</i>	--	<i>38.7%</i>
<i>Rate per 100,000 resident population</i>	<i>0.9</i>	<i>0.9</i>	<i>1.0</i>	<i>0.5</i>	<i>0.2</i>	--	<i>0.7</i>

Source: Uniform Crime Reporting Program, Hawaii Department of the Attorney General

There are several agencies throughout the State providing services to victims of domestic violence. Data was collected from eleven non-profit agencies (five on Oahu, one on Hawaii, two on Maui, one on Molokai, and two on Kauai) providing domestic violence related services. In the Table 4, agencies provided total unduplicated clients served. One client could be provided multiple services throughout the year but for the purposes of this report, agencies were asked to count each victim/survivor only once within each type of service. Between 2008 and 2012, the number of victims/survivors served increased statewide by 12%. There was a greater increase in 2009 and 2010 when the total numbers served reached 8,753 but the numbers of victim/survivors served decreased in 2011 and remained steady in 2012. The number of hotline calls received has decreased by 12% between 2008 and 2012. Counseling services and victim advocacy services both saw increases between 2008 and 2009 and have remained relatively static since then. Crisis intervention services have declined by 33% between 2008 and 2012. The fluctuation in the number of victims/survivors served and the types of services they are receiving can be due to a variety of reasons such as changes in funding, types of services offered at each agency, types of services needed by clients, or other reasons related individual agencies' data systems and/or circumstances. There was one agency that was unable to provide data for 2008 which may slightly skew the annual numbers for that year.

Table 4: Statewide Domestic Violence-related Victim Services, CY 2008-2012

Type of Domestic Violence related services	2008	2009	2010	2011	2012
Domestic Violence Victims / Survivors served	8,230	10,380	10,499	8,930	8,750

Hotline Calls	19,729	18,900	18,709	17,316	16,619
Legal Advocacy/Court Accompaniments	1,621	3,256	3,328	2,657	2,683
Legal Assistance/Representation	955	1,215	1,384	1,370	1,154
Counseling Services/Support group	2,302	2,639	2,161	1,927	1,804
Victims / Survivors provided Advocacy	1,561	2,547	2,741	2,389	2,031
Crisis Intervention Services	7,356	6,175	5,766	5,083	4,791
DV Outreach / Education	5,330	11,596	9,446	8,159	7,069
Batterers' Intervention Clients	567	891	1,176	1,285	971
Other Services	391	1,657	1,788	1,460	1,614

Source: Catholic Charities - Oahu, Child and Family Service - Hawaii and Oahu, Domestic Violence Action Center, Legal Aid Society of Hawaii, Molokai Community Service Council, Parents and Children Together - Kauai, Maui, and Oahu, Women Helping Women – Maui, YWCA of Kauai

There are nine shelter facilities statewide (three on Oahu, two on Hawaii, one on each of the islands of Molokai, Kauai, and Maui), and one for military victims and dependents only. The Department of Human Services contracts with seven non-profit entities to operate and provide emergency shelter and support services. Six of the seven agencies operating the shelters statewide provided data regarding the number of individuals served. The numbers below are not inclusive of all shelters within the State due to data collection issues. Table 5 shows significant increases in usage of shelters by victims and their family members.

Table 5: Shelter for Domestic Violence Victims, CY 2008 - 2012

	2008	2009	2010	2011	2012
Victims/Survivors provided Shelter (unduplicated)	632	671	727	740	769
Family Members of Victims / Survivors provided Shelter	465	569	673	637	648
Number of Bed Nights	26,378	32,407	36,688	42,686	42,579

Source: Child and Family Service – Hawaii and Oahu, Molokai Community Service Council, Parents and Children Together, Women Helping Women – Maui, YWCA of Kauai

2. Sexual Assault

Reported incidents of forcible rape in Hawaii, which is defined under the Uniform Crime Reporting (UCR) program as “the carnal knowledge of a female forcibly and against her will,” decreased statewide by 23% between 2008 and 2012. The number of arrests for forcible rape increased from 2008 to 2009 then remained steady until decreasing between 2011 and 2012 by 27%. Over the five-year period of 2008 to 2012, however, the number of arrests for forcible rape remained almost the same. In 2014, the definition for forcible rape will change to “penetration, no matter how slight, of the vagina or anus with any body part or object, or oral penetration by a sex organ of another person, without the consent of the victim”, which will change the way data on forcible rapes will be captured.

Table 6: Reported Incidents and Arrests for Forcible Rape, CY 2008 - 2012

REPORTED INCIDENTS OF FORCIBLE RAPE OF FEMALES					
Location	2008	2009	2010	2011	2012
City & County of Honolulu	203	243	218	203	165
County of Hawaii	78	66	85	63	41
County of Maui	30	44	34	54	44
County of Kauai	52	32	40	33	29
Statewide	363	385	377	353	279
ARRESTS FOR FORCIBLE RAPE OF FEMALES					
Location	2008	2009	2010	2011	2012
City & County of Honolulu	69	98	79	93	69
County of Hawaii	24	16	25	20	9
County of Maui	5	16	21	26	18
County of Kauai	11	6	7	3	8
Statewide	109	136	132	142	104

Source: Uniform Crime Reporting Program, Hawaii Department of the Attorney General

Sexual Assault in the First Degree is defined in HRS § 707-730 as occurring when: *The person knowingly subjects another person to an act of sexual penetration or sexual contact by strong compulsion.* The arrests for Sexual Assault in the First Degree may be captured in the UCR definition of forcible rape but also could be different depending on the circumstances of the case. The definition for sexual assault in the Hawaii statutes is broader than the UCR definition for forcible rape. Using data from the HCJDC, Table 7 below has the total statewide and county arrests for sexual assault by varying degrees. The number of arrests for total sexual assault charges increased between 2008 and 2012 from 768 arrests to 1,022 arrests. Arrests for Sexual Assault in the First Degree rose by 52% between 2008 and 2012. The increase in arrests can be due to a number of factors such as an increase in victims reporting incidents, a change in police response, or an increase in incidents.

Table 7: Sexual Assault Arrests, CY 2008 - 2012

Sex Assault, First degree	2008	2009	2010	2011	2012
Hawaii	32	61	65	38	41
Honolulu	182	167	199	183	239
Kauai	16	78	26	20	40
Maui	52	81	184	66	110
<i>Statewide</i>	282	387	474	307	430
All Sex Assault Arrests, 1st degree - 4th degree	2008	2009	2010	2011	2012
Hawaii	54	157	119	72	95
Honolulu	555	417	485	502	622
Kauai	34	106	49	62	97
Maui	125	168	339	158	208
<i>Statewide</i>	768	848	992	794	1,022

Source: Hawaii Criminal Justice Data Center – CJIS-Hawaii data

Table 8 lists the county prosecutors' cases received for Sexual Assault in the First Degree and their outcomes. The case numbers do not equal to the total number of the different disposition categories because of carryover cases.

Table 8: Sexual Assault in First Degree Prosecution HRS § 707-730, CY 2008 - 2012

County	2008	2009	2010	2011	2012
Honolulu					
-Cases Received	87	96	87	110	97
-Declined Prosecution	13	18	17	29	21
-Plea Guilty as Charged/Lesser Degree/No Contest	42	42	33	38	26
-Found Guilty as Charged	2	4	4	8	4
-Acquitted	3	5	3	3	0
-Dismissed With/Without Prejudice	3	0	2	7	2
Hawaii					
-Cases Received	128	136	121	168	106
-Declined Prosecution	18	45	52	86	95
-Plea Guilty as Charged/Lesser Degree/No Contest	4	9	12	18	1
-Found Guilty as Charged	0	0	1	18	1
-Acquitted	0	0	1	0	1
-Dismissed With/Without Prejudice	6	3	20	26	24
Maui					
-Cases Received	29	58	29	112	47
-Declined Prosecution	23	29	0	0	0
-Plea Guilty as Charged/Lesser Degree/No Contest	2	4	10	20	21
-Found Guilty as Charged	0	0	0	0	0
-Acquitted	0	0	1	1	1
-Dismissed With/Without Prejudice	0	0	4	3	2

Kauai					
-Cases Received	35	42	119	93	247
-Declined Prosecution	4	14	11	27	2
-Plea Guilty as Charged/Lesser Degree/No Contest	0	5	8	11	12
-Found Guilty as Charged	0	0	1	0	0
-Acquitted	0	1	0	0	0
-Dismissed With/Without Prejudice	1	1	1	2	6

Source: County Prosecutor Offices

The sexual violence services are provided by four programs which provide 24/7 services to adult and minor victims of sexual assault: one on each of the islands of Oahu, Hawaii, Maui, and Kauai. The programs are Kapiolani Medical Center for Women and Children Sex Abuse Treatment Center, YWCA of Kauai Sexual Assault Treatment Program, Child and Family Services Sex Assault Support Services of Maui, and the YWCA of Hawaii Island Sexual Assault Support Services. Services are offered on the island of Molokai through Child and Family Services on Molokai. The continuum of services includes 24/7 on-call crisis intervention (for immediate attention, information, and referral service), medical/legal examinations (includes crisis counseling, legal systems advocacy, outreach, and case management), therapy (includes case management and legal advocacy), prevention/education, and administration and capacity building services. There are other domestic violence or dual DV and SA agencies who provide other sexual assault related services to their clients. Data in Table 9 below was collected from six non-profit organizations (two on Oahu, two on Hawaii, one on Maui, one on Kauai). Agencies were asked to provide an unduplicated number of victims/survivors served by their agency. The number of victims / survivors of sexual assault served increased between 2008 and 2012 by approximately 20%. Most of the sexual assault related services increased during the five-year period with the exceptions of legal advocacy/court accompaniments and outreach/education. Hospital and medical support remained approximately the same during the five-year period. The data is limited because not all agencies providing sexual assault services provided data. One agency was unable to break out their medical support, legal advocacy, and advocacy services. In addition, there may be a small margin of duplicated clients due to data system limitations.

Table 9: Statewide Sexual Assault-Related Victim Services, CY 2008 - 2012

	2008	2009	2010	2011	2012
Sexual Assault Victims / Survivors served	1,815	1,760	1,800	2,115	2,169
Hotline Calls	1,865	1,802	1,941	2,457	3,266
Counseling Services/Support groups	926	1,006	1,105	984	1,334
Crisis Intervention Services	1,545	1,695	1,635	1,800	1,799
Forensic Exams Administered	300	309	282	291	324

Hospital / Clinic / Other Medical support	340	333	282	291	324
Legal Advocacy/Court Accompaniments	1,058	1,041	989	1,089	993
Victims / Survivors provided Advocacy	1,368	1,302	1,317	1,451	1,674
Outreach / Education	10,571	12,390	11,451	8,340	4,428

Source: Catholic Charities, Child and Family Service – Hawaii and Maui, KMCWC - Sex Abuse Treatment Center, YWCA of Hawaii, YWCA of Kauai

3. Stalking

Harassment by Stalking, a misdemeanor (HRS § 711-1106.5), requires that the perpetrator intends “to harass, annoy or alarm another person or in reckless disregard of the risk thereof, that person engages in a course of conduct involving pursuit, surveillance or non-consensual contact upon the other person on more than one occasion without legitimate purpose.” “Non-consensual contact” is defined as “any contact that occurs without the individual’s consent or in disregard of the person’s express desire that the contact be avoided or discontinued.” Aggravated Harassment by Stalking (HRS § 711-1106.4) is a Class C felony, in which the perpetrator has a prior conviction for Harassment by Stalking within the past five years of the present offense. The victim of harassment need not be the same from the prior offense. According to data from HCJDC, statewide there were only 27 arrests for Harassment by Stalking in 2008, 26 arrests in 2009, 23 arrests in both 2010 and in 2011, and 27 arrests in 2012. In 2010, there was one Aggravated Harassment by Stalking arrest.

Table 10 lists the county prosecutors’ cases received for Stalking and their outcomes. The case numbers do not equal to the total number of the different disposition categories because of carryover cases. Stalking data was collected from Honolulu, Maui, and Hawaii counties. No data was available from Kauai County.

Table 10: Statewide Stalking Prosecution HRS § 711-1106.4 and 711-1106.5, CY 2008 - 2012

	2008	2009	2010	2011	2012
-Cases Received	37	27	9	10	24
-Declined Prosecution	2	2	1	2	2
-Plea Guilty as Charged/Lesser Degree/No Contest	10	9	3	0	4
-Found Guilty as Charged	2	3	0	0	0
-Acquitted	1	3	0	1	0
-Dismissed With/Without Prejudice	15	5	0	2	10

Source: County Prosecutor Offices

C. Federal and State Resources for Domestic Violence and Sexual Assault Services

Several state agencies and victim service providers receive local, state, and federal funds to address violence against women. In fiscal year 2012, agencies received approximately \$4.5 million in federal funds and \$6.5 million in state funds for domestic violence and sexual assault related services and activities. In fiscal year 2013, agencies received slightly less in federal funding and more in state funding, approximately \$3.8 million in federal funds and \$7.3 million in state funds. Data regarding total funding for fiscal year 2014 has not been released for all agencies. Appendix C lists the sources of federal and state funding for domestic violence and sexual assault related services.

D. Results from VAWA Planning Committee Surveys and Working Group Discussions

Through the VAWA Planning Committee meetings and VAWA Working Group meetings, members have been able to discuss ways in which their agencies are effectively addressing violence against women and areas that remain challenging in responding to domestic violence, sexual assault, dating violence, and stalking. A survey was completed by each VPC member agency which included three open-ended questions asking for their agency's accomplishments, challenges, and the potential areas for statewide collaboration related to addressing domestic violence, dating violence, sexual assault, and stalking. Copies of the survey questions and a summary of responses are included in Appendix B.

Many of the challenges listed by the agencies can be categorized into seven topic areas: inadequate funding and resources, lack of outreach and public awareness, responding to underserved and special needs populations, inadequate coordination and collaboration throughout the system, recanting of victims/survivors, challenges with law enforcement, and the need for sustained and consistent training for all sectors involved.

The areas for collaboration can also be categorized into seven topic areas: enhancing funding and resources, coordinating responses to victims, increasing outreach and education, enhancing training, strengthening statutes and policy changes, engaging leadership to improve collaboration, and expanding partnerships. More specifically, the two most common responses for potential areas for collaboration were coordinating and sustaining education and training for the community and for professional staff working with victims/survivors and strengthening protocols to improve victim assistance as it relates to domestic violence. The VAWA Working Group agreed to prioritize the need for outreach and resources for underserved populations and for ongoing and sustained training for first responders to victims of domestic violence and sexual assault. The VAWA Working Group will continue to meet to develop next steps and establish collaborative efforts to address both issues.

IV. PLAN PRIORITIES AND APPROACHES

A. Identified Goals

The State Implementation Plan FY 2014-2017 for the Violence Against Women Formula Grant represents the planning efforts that were adopted by the VAWA State Planning Committee (VPC). The concept of a multi-year implementation plan is to offer a longer range “road map” for statewide action for VAWA and other funding that address domestic violence, sexual assault, dating violence, stalking, and related homicides.

The overall goal of the Plan is to strengthen the State’s ability to respond to domestic and dating violence, sexual assault, stalking, and related homicides by improving the criminal justice system, developing and providing better access to victim services, and increasing offender accountability.

B. Priority Areas (Objectives)

For victim services agencies:

- support and develop core services, including, but not limited to:
 - Advocacy;
 - Case Management;
 - Counseling;
 - Crisis Response;
 - Increased accessibility by special populations or underserved including disabled, immigrant, and victims with substance abuse or mental health issues;
 - Legal Assistance;
 - Legal Advocacy;
 - Shelter;
 - Transitional services; and
 - Prevention, outreach, and education (not to exceed five percent of the total STOP Formula grant)
- develop an effective coordinated community response for domestic violence, sexual assault, dating violence, and/or stalking.

For criminal justice agencies:

- Develop an effective coordinated community response for domestic violence, sexual assault, dating violence, and/or stalking;
- Improve system response to stalking;
- Promote offender accountability;
- Develop and sustain training in areas on violence against women;
- Standardize and enhance data collection;

- Develop and share departmental policies, standard operating procedures, and protocols on domestic violence, sexual violence, stalking, and dating violence as applicable;
- Involve and integrate probation services into STOP-funded activities;
- Improve system response (court security and interpreter services for victims)
- Improve enforcement of protection orders;
- Support underserved/marginalized communities; and
- Conduct domestic violence, sexual assault, dating violence or stalking prevention, education and/or outreach activities. (not to exceed five percent of the total STOP Formula grant)

All of the priority areas listed for both victim services and criminal justice agencies are subject to compliance with the Presidential Executive Order 13166, “Improving Access to Services for Persons with Limited English Proficiency.” The Executive Order requires that the Federal agencies work to ensure that recipients of Federal financial assistance provide meaningful access to their LEP applicants and beneficiaries.

In addition, with the VAWA Reauthorization of 2013, states are now required to use at least 20% of STOP grant funds toward projects which meaningfully address sexual assault. States must ensure that funds are allocated for programs or projects in two or more allocations (i.e., law enforcement, prosecution, victim services, and courts). From FY 2008 through FY 2012, the Department has consistently used at least 20% of the STOP funds through two or more allocations on projects addressing sexual assault. In FY 2008, one prosecution project and one victim services project focused on addressing sexual assault were funded which accounted for 36% of the total STOP funds. In FY 2009, two police projects and two victim services projects were funded which accounted for 43%. In FY 2010, three police projects and one victim services project were funded which accounted for 24% of the STOP funds. In FY 2011, one prosecution project and two police projects accounted for 23% of the STOP funds. In FY 2012, two police projects and one victim services project were funded which accounted for 22%. The Department will continue to encourage and support projects addressing sexual assault and will remain in compliance with the 20% set-aside requirement.

C. Grant-Making Strategy

1. Victim Services

The State allocates at least 30% of the STOP grant funds towards victim services. The competitive method of procurement for health and human services pursuant to Section 103F-402, Hawaii Revised Statutes will be applied. The Department will seek proposals from interested non-profit, non-government victim service agencies for a two-year grant. This method of procurement is used most often when state purchasing agencies buy health and human services. Health and human services mean services to communities, families, or individuals which are intended to maintain or improve health or

social well-being. No match is required, but may be made on a voluntary basis by non-profit, non-government victim service agencies.

The Department will solicit for proposals from qualified entities to develop, enhance, and provide victim services to adult female victims of domestic violence, dating violence, sexual assault, or stalking. Priority may be given to applicants that submit proposals that support core services, which include but are not limited to:

- Advocacy;
- Case Management;
- Counseling;
- Crisis Response;
- Increased accessibility by special populations or underserved including disabled, immigrant, and victims with substance abuse or mental health issues;
- Legal Assistance;
- Legal Advocacy;
- Shelter;
- Transitional services; and
- Prevention, outreach, and education (not to exceed five percent of the total STOP Formula grant)

The focus of services is for adult female victims of domestic violence, dating violence, sexual assault, or stalking. Services to children must show an inextricable link and be the direct result of providing services to an adult victim. Services may be provided to adolescents age 11 or older who are: 1) victims of dating violence, or 2) sexually assaulted by a person who is not a family or household member.

As mandated by the STOP grant, at least 10% of the 30% victim service allocation must be set aside for culturally specific community-based victim organizations. The Department reserves the right to award more than the 10% minimum set-aside for culturally specific community-based organization services. Beginning with the 2014 STOP funds, the Department will give priority to victim service providers who serve culturally specific communities particularly underserved culturally specific populations within the State. Extra points in the victim services solicitation will be awarded to agencies providing culturally specific services as defined by VAWA and specified in the solicitation. Additionally, the Department will give priority to victim service providers serving geographically isolated rural areas within the State. Extra points will be awarded in the victim services solicitation to rural areas as defined by VAWA and as specified in the solicitation.

The Department will also solicit for proposals from qualified entities that support a coordinated community response model. Such a model is the foundation for both effective services for female victims of violent crimes as well as for holding offenders fully accountable. Fragmentation, redundancy, and victims “falling through the cracks,” can result when people and systems do not coordinate their efforts. Victim service projects selected which develop or enhance a coordinated community response for

domestic violence, sexual assault, dating violence, and/or stalking will utilize funds from the discretionary allocation of the STOP grant.

Documentation regarding victim service providers' need for grant funds and intended use of funds will be included in the FY 2014 STOP Formula federal application.

2. Law Enforcement

The primary law enforcement policing agencies in the State are the four county police departments: Honolulu Police Department, Hawaii Police Department, Maui Police Department, and Kauai Police Department. The four police jurisdictions encompass both rural and urban areas of the State. As mandated by VAWA statute, 25% of STOP monies will go to law enforcement. Distribution to law enforcement will be through a formula plan. Through a formula distribution, the police departments will be able to develop long-term plans for the funds, will be better able to leverage and coordinate the STOP funds with local resources, and will have the flexibility to use the funds as needs change. Each grant operates as a one-year grant but can be continued year to year with each application request. The formula distribution consists of each department receiving a base amount of \$45,000 with the balance of the allocation divided based on population.

Each police department will be required to submit an application for grant to the Department to ensure that the use of the STOP funds fall within the grant provisions and that program and fiscal requirements are met. A 25% in-kind or cash match is required. Law enforcement agencies are required to provide documentation to show they have consulted with local victim service programs during the course of developing their grant applications in order to ensure that the proposed services, activities, and equipment acquisitions are designed to promote the safety, confidentiality, and economic independence of victims of domestic violence, sexual assault, stalking, and dating violence.

Applications submitted shall identify the specific problem or area that the STOP funds will address. The applications should address one or more of the following areas:

- Develop an effective coordinated community response for domestic violence, sexual assault, dating, and/or stalking;
- Improve system response to stalking;
- Promote offender accountability;
- Develop and sustain training in areas on violence against women;
- Standardize and enhance data collection;
- Develop and share departmental policies, standard operating procedures, and protocols on domestic violence, sexual violence, stalking, and dating violence as applicable;
- Improve enforcement of protection orders;
- Support underserved/marginalized communities; and
- Conduct domestic violence, sexual assault, dating violence or stalking prevention, education and/or outreach activities (not to exceed five percent of the total STOP

Documentation regarding law enforcement's need for grant funds and intended use of funds will be included in the FY 2014 STOP Formula federal application.

3. Prosecution

The agencies responsible for prosecuting the majority of the domestic violence, sexual assault, dating violence, and stalking cases in Hawaii are the four county prosecuting attorneys: City and County of Honolulu Department of the Prosecuting Attorney; Hawaii Office of the Prosecuting Attorney, Maui Department of the Prosecuting Attorney, and Kauai Office of the Prosecuting Attorney. As mandated by VAWA statute, 25% of STOP monies will go to prosecution.

The four county prosecutors share the VAWA grant funds through a formula distribution. This allows the prosecutors to develop long-term plans for the funds and better leverage and coordinate the STOP grant with local resources. The formula consists of each prosecuting attorney office receiving a base amount of \$45,000 with the balance of the allocation divided based on population.

Each prosecutor will be required to submit an application for grant to the Department to ensure that the use of the STOP funds fall within the grant provisions and that program and fiscal requirements are met. A 25% in-kind or cash match is required. Each grant operates as a one-year grant but can be continued year to year with each application request.

Prosecutors are required to provide documentation to show they or their staff have consulted with local victim service programs during the course of developing their grant applications in order to ensure that the proposed services, activities, and equipment acquisitions are designed to promote the safety, confidentiality, and economic independence of victims of domestic violence, sexual assault, stalking, and dating violence.

Applications submitted shall identify the specific problem or area that the STOP funds will address. The applications should to address one or more of the following areas:

- Develop an effective coordinated community response for domestic violence, sexual assault, dating, and/or stalking;
- Improve system response to stalking;
- Promote offender accountability;
- Develop and sustain training in areas on violence against women;
- Standardize and enhance data collection;
- Develop and share departmental policies, standard operating procedures, and protocols on domestic violence, sexual violence, stalking, and dating violence as applicable;
- Improve enforcement of protection orders;

- Support underserved/marginalized communities; and
- Conduct domestic violence, sexual assault, dating violence or stalking prevention, education and/or outreach activities (not to exceed five percent of the total STOP Formula grant).

STOP funds allocated for the four prosecutors currently support staff working in the domestic violence prosecution units. Documentation regarding prosecution's need for grant funds and intended use of funds will be included in the FY 2014 STOP Formula federal application.

4. Local and State Court

Hawaii's judicial branch is a unified state court system that functions under one administrative head, the Chief Justice of the Hawaii Supreme Court. The Office of the Administrative Director of the Courts has the primary responsibility for daily operations of the court system and the Director is appointed by the Chief Justice with the approval of the Hawaii Supreme Court. In addition to hearing civil and criminal cases on violence against women, Hawaii's Judiciary oversees the adult probation services.

Annually, a request for the Judiciary's VAWA grant application is sent to the Administrative Director of the Courts for the 5% court allocation. The proposed use of funds operates on a one-year grant but can be continued from year to year with each annual request. The Director's office is responsible for returning the grant application to the Department. A 25% in-kind or cash match is required. The Judiciary is also required to provide documentation to show that their staff has consulted with local victim service programs during the course of developing their grant application in order to ensure that the proposed services, activities, and equipment acquisitions are designed to promote the safety, confidentiality, and economic independence of victims of domestic violence, sexual assault, stalking, and dating violence.

The Judiciary application should address one or more of the following areas:

- Develop an effective coordinated community response for domestic violence, sexual assault, dating, and/or stalking;
- Improve system response to stalking;
- Promote offender accountability;
- Develop and sustain training in areas on violence against women;
- Standardize and enhance data collection;
- Develop and share departmental policies, standard operating procedures, and protocols on domestic violence, sexual violence, stalking, and dating violence as applicable;
- Involve and integrate probation services into STOP-funded activities;
- Improve system response (court security and interpreter services for victims)
- Improve enforcement of protection orders;
- Support underserved/marginalized communities; and
- Conduct domestic violence, sexual assault, dating violence or stalking prevention, education and/or outreach activities (not to exceed five percent of the total STOP

Documentation regarding the Judiciary's need for grant funds and intended use of funds will be included in the FY 2014 STOP Formula federal application.

5. Discretionary Allocation

Priority use for the distribution of the 15% discretionary allocation will be given to victim service providers. (Refer to section C.1 Victim Services Page 23). Victim service projects funded by discretionary funds must address at least one of the priority areas listed on page 22 under Victim Services. In the event there is a balance available after Section 103F Hawaii Revised Statutes and their related administrative rules are applied, then these funds will be made available to the other three eligible entities (prosecutor, law enforcement, and court).

6. Timeline of STOP Grant Cycle

Criminal justice agencies (police, prosecution, and judiciary) apply for STOP funds each year when the solicitation is released by the Department. The agencies are generally given six weeks to submit their application. Once the application is submitted and approved, the Department prepares the contract for signature and execution. The timing of the contract execution is dependent on protocols within each specific agency to obtain approvals and signatures.

Victim service providers are selected through a competitive method of procurement, previously described above. The Department solicits proposals from interested providers. The proposals are generally due six weeks from the release of the solicitation. Once the proposals are submitted, the evaluation process takes generally four to six weeks. Once proposals are selected, the Department prepares the contract for signature and execution. The timing of the contract execution is dependent on protocols within each specific agency to obtain approvals and signatures.

D. Addressing the Needs of Underserved Victims

The Department is committed to addressing the needs of underserved victims. The VAWA Planning Committee has consistently discussed the importance and challenges associated with responding to victims/survivors from different underserved communities. As mentioned in the Demographic Characteristics section of the Needs and Context section of the Plan, Hawaii has a culturally and ethnically diverse population with many immigrants and migrants with limited English proficiency. The State is geographically separated into eight major islands which can create several isolated areas where access to services can be limited. The VPC have also discussed other vulnerable populations that are often underserved including the LGBTQ, the elderly, and the disabled populations. The Department will continue to consult with the VPC regarding these matters in an effort to identify the underserved populations throughout the State. The Department, as detailed under Grant-Making Strategy in the Plan Priorities and Approaches section of the Plan, will use the victim services solicitation process to

encourage and prioritize providers serving underserved culturally specific communities and/or geographically isolated rural areas. For the criminal justice agencies, STOP funds are distributed to all four counties based on population size, which allows for both urban and rural areas to have access to criminal justice services.

E. Federal FY 2008 to FY 2012 STOP Program Allocations

Appendix D lists the specific projects funded by the STOP Formula Grant funds for Federal FY 2008 through 2012. Only the federal amounts are listed for each project. Agency match amounts are not included in the chart. All of the projects listed address at least one or more of the priority areas identified in the previous Implementation Plan.

V. EVALUATION OF PROGRAMS

The Department of the Attorney General's Crime Prevention and Justice Assistance Division (CPJAD) will utilize its current procedures to monitor and assess federally funded projects. CPJAD will continue to apply the Project Effectiveness Model which requires five elements in an application for grant: a clear problem statement, goals and objectives to address the problem, program activities that provide the desired effect, a flow model to help assess the impact the activities are having on the project's objectives, and performance indicators to measure outcomes/outputs.

A. Project Goals and Objectives

When an application is submitted to the CPJAD, the staff works with the agency in developing acceptable (meaningful and measurable) goals and objectives for the project. Performance indicators are defined in the application. In some cases, the agency and the staff will develop or review the goals and objectives prior to the formal submission of a project application. An application will not be processed unless staff is satisfied that the goals, objectives, performance indicators, and evaluation plan are adequate. Methods for the data collection and a description of the information collection of target populations are also to be included as part of the evaluation plan.

B. Project Monitoring

The monitoring activities are part of the ongoing process evaluation of projects. During the life of the project, several products are produced to assess the implementation of the project (process evaluation).

- Each project is assigned an individual project number and a project file is created which includes sections for programmatic and fiscal information documentation.
- CPJAD assesses which projects will receive a site visit monitoring. A copy of the monitoring report is shared with the subgrantee for follow-up action as needed.
- Desk monitoring is completed which includes telephone contacts with grant recipients and reviews of required program and fiscal reports that are submitted by grant recipients.
- Agencies are required to submit a written progress report every six months to CPJAD that details activities and accomplishments toward project goals and objectives. The report form contains a section for the discussion of any problems in implementation and steps taken for resolution.
- Agencies are required to complete a VAWA STOP Annual Report form each year which is mandated by the Office on Violence Against Women.

Technical assistance to project personnel is done as requested, or as deemed necessary by staff monitoring. Subgrantees are invited to participate in local training and workshop events as appropriate to project activities.

C. Evaluation at the End of the Project

A formal project closeout is conducted by the Department for each VAWA-funded recipient. The closeout is an administrative process which ensures that the following requirements are met:

- a final expenditure report is received indicating the proper federal and match breakdown for expenditures;
- a final request for funds and cash balance report is received indicating that all federal funds have been received and expended;
- an internal financial checklist is completed to confirm that the grant recipient's reporting of the match ratio agrees with the budget and meets the minimum requirements, that the grant recipient's expenditures are within the administrative guidelines, and any refund (if applicable) from the grant recipient was received.
- an internal final project review report is completed to ensure that all final progress reports are on file; a certification for transfer of property has been completed if applicable; an assessment is completed on whether goals/objectives were accomplished, partially accomplished, or not accomplished; and that all programmatic conditions have been completed.

APPENDIX A

VAWA STATE PLANNING COMMITTEE, FY 2014 to FY 2015

Member List

VAWA STATE PLANNING COMMITTEE, FY 2014 to FY 2015
Members List

The Honorable David M. Louie
Attorney General
Department of the Attorney General
425 Queen Street
Honolulu, Hawaii 96813

Ms. Catherine Betts
Executive Director
Hawaii State Commission on the Status of Women
235 South Beretania Street, Suite 407
Honolulu, Hawaii 96813

The Honorable R. Mark Browning
Senior Judge
Family Court of the First Judicial Circuit
Kapolei Judiciary Complex
4675 Kapolei Parkway
Kapolei, Hawaii 96707-3272

Ms. Calleen Ching
Supervising Attorney
Hawaii Immigrant Justice Center at LASH
P. O. Box 3950
Honolulu, Hawaii 96812

Ms. Paula Chun
Executive Director
Hawaii Coalition Against Sex Assault
P.O. Box 10596
Honolulu, Hawaii 96816

The Honorable Keith Kaneshiro
Prosecuting Attorney
City and County of Honolulu
1060 Richards Street
Honolulu, Hawaii 96813

Ms. Nanci Kreidman
Chief Executive Officer
Domestic Violence Action Center
P.O. Box 3198
Honolulu, Hawaii 96801-3198

Ms. Marci Lopes
Board Chair
Hawaii State Coalition Against Domestic Violence
810 Richards Street, Suite 960
Honolulu, Hawaii 96813

The Honorable Patricia McManaman
Director
Department of Human Services
1390 Miller Street, Room 209
Honolulu, Hawaii 96813

The Honorable Darryl D. Perry
Police Chief
Kauai County Police Department
3990 Kaana Street, Suite 200
Lihue, Hawaii 96766

Ms. Adriana Ramelli
Executive Director
Sex Abuse Treatment Center
55 Merchant Street, 22nd Floor
Honolulu, Hawaii 96813

Dr. Linda Rosen
Acting Director
Department of Health
1250 Punchbowl Street
Honolulu, HI 96813

The Honorable Mitch Roth
Prosecuting Attorney
County of Hawaii
655 Kilauea Avenue
Hilo, Hawaii 96720

The Honorable Gary Yabuta
Police Chief
Maui County Police Department
55 Mahalani Street
Wailuku, Hawaii 96793

The Honorable Florence T. Nakakuni
(ex-officio)
United States Attorney
Prince Kuhio Federal Building
300 Ala Moana Boulevard
Honolulu, Hawaii 96813

APPENDIX B

VAWA STATE PLANNING COMMITTEE SURVEY RESULTS

Most Challenging Areas for Your Agency to Address

VAWA Committee Members, the Police Chiefs, and the Prosecuting Attorneys were asked to provide a written response to the question in the box below. CPJAD collated the responses into eight areas that emerged from the responses. The eight areas are Funding & Resources, Outreach & Awareness, Underserved & Special Needs Populations, Coordination & Collaboration, Recanting, Law Enforcement, Training, and Miscellaneous. Some of the responses were edited for brevity or clarity but most of the responses are listed verbatim.

What is/continues to be the most challenging for your department/agency when addressing intimate partner violence, dating violence, sexual assault, and stalking. Please explain.

A. Funding and Resources

- Not having all of the necessary tools, budget, staff
- Reliable and consistent funding
- Sexual assault victims often do not have the array of services available to domestic violence victims
- Insufficient resources to meet the demand for services
- Requests for funding always exceed the availability of resources. Homelessness lends additional challenges to domestic violence client needs
- Additional services are needed in the community including resources for women not participating in shelter-based services
- Difficulty finding forensic examiners on Oahu due to low physician reimbursement
- Inconsistent funding which impact staffing, resource for program development and training, and prevention education to change individual and societal attitudes and beliefs which support violence
- Difficulty hiring qualified staff in rural areas, challenges with staff retention
- Securing qualified individuals to provide services
- Lack of institutional support for victims/survivors
- Lack of dedicated courtrooms for domestic violence jury trials (except in the First Circuit)

B. Outreach and Awareness

- Broadening awareness on gender based violence and changing social norms that support violence against women
- Lack of awareness by community, decision makers, and leaders about the gravity and complexity of the problem
- More education & resources for the community on domestic violence, accessing resources, and safety factors
- Funding to provide victim/public outreach education and training programs to boost awareness and prevention of domestic violence and sexual assaults.
- Reduction of prevention and awareness activities which impacts the community's awareness to sexual violence

- The lack of prevention education and community health promotions to make the community more aware of the issues that surround IPV, dating violence, sex assault, and stalking. If victims don't understand they have a voice, they won't use it.
- Societal, cultural, peer pressure to protect abusers

C. Underserved and Special Needs Populations

- Working with immigrant and limited English proficient (LEP) victims
- Reaching isolated communities across the State
- Addressing the needs of Hawaii's diverse underserved populations
- Immigrant women, even when they are victims, have reported that they are afraid to reach out to law enforcement for fear that any contact with law enforcement could result in deportation or that police may take their children away
- Difficult to verify the statuses of battered or trafficked non-U.S. citizens to determine eligibility for public assistance.
- Meeting the needs of special populations (such as prisoners); meeting case management needs, particularly for high risk victims; lack of a safe place to house trafficking victims;

D. Coordination and Collaboration

- Coordination & collaboration between key stakeholders in the criminal justice and civil justice systems, the private service providers and the community; strong leadership and commitment to address IPV, sexual assault, dating violence, and stalking have been tenuous; past and on-going efforts have been difficult to sustain
- Smooth & seamless coordination of services to victims among government & nongovernment agencies
- Developing Sexual Assault Response Teams (SARTs) on Molokai and Lanai
- Sustaining the Hawaii Sexual Assault Response Training (HSART)

E. Recanting

- Police frequently faced with victims who recant their statement. Victim statements are digitally recorded at our department and we work closely with the victim witness counselor at the prosecutor office.
- The initial contact with the victims/survivors enables them to feel empowered to move forward and seek prosecution against a perpetrator. Later a variety of reasons are provided by the victims/survivors as to why they do not want to prosecute.
- Working with a victim/witness who is having feelings of uncertainty and fear while going through the legal process of convicting the defendant. Recanting is a major problem.
- Recanting victims, reluctance to report crimes

F. Law Enforcement

- Working with county police departments can be challenging

- Stories of temporary restraining orders not being served, weak monitoring and accountability of perpetrators who violate their TRO/PO and inconsistent enforcement of surrender of firearms across the State
- Lack of effective enforcement of existing statutes; unresponsive system

G. Training

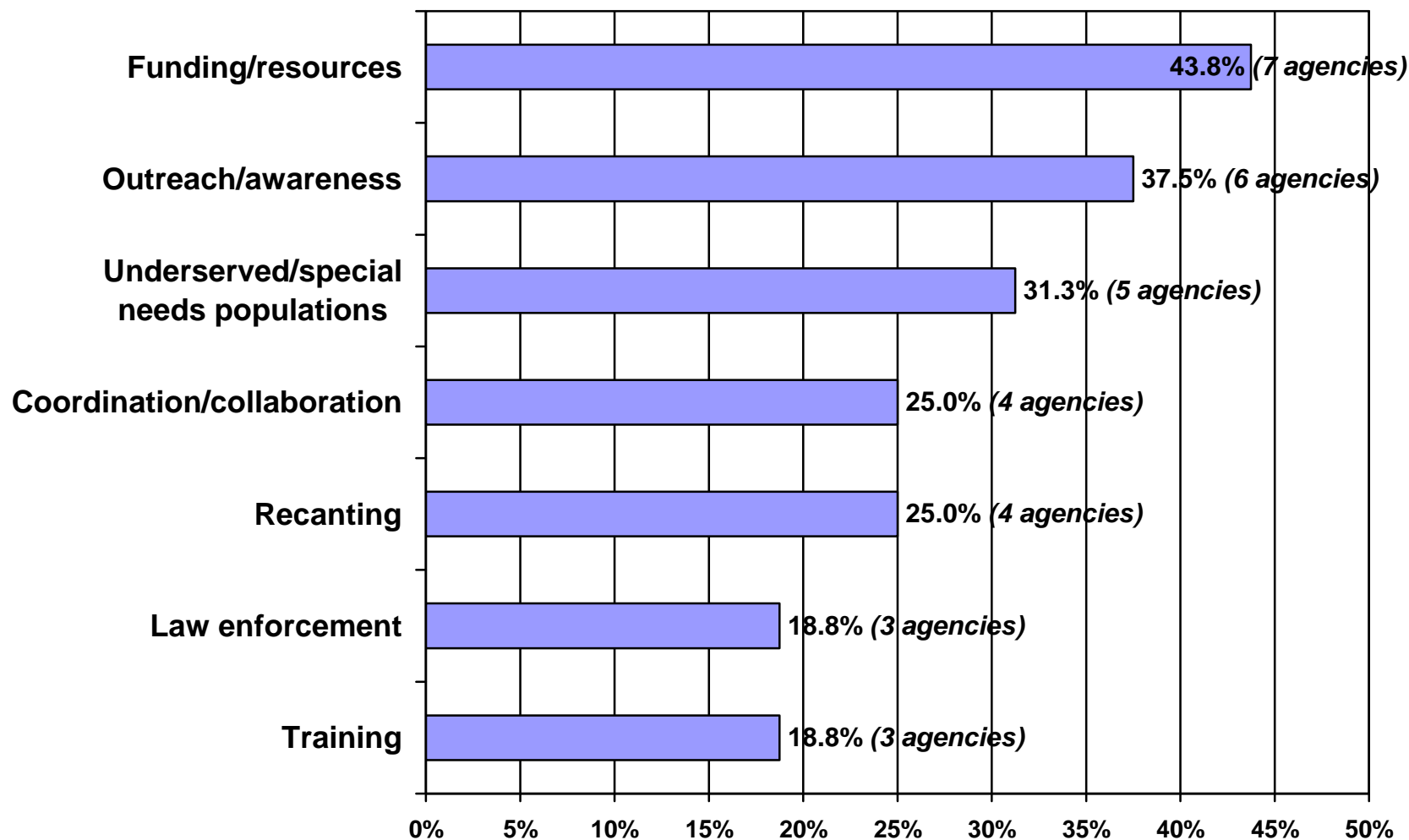
- High turnover of agency staff working with immigrant and limited English proficient (LEP) victims in the State, creating a need for continuous training and education
- There is a need for on-going training and education for DHS staff on how to best serve DV clients
- Responding to increasing requests from the military branches for training on sexual violence
- Training offered on the mainland and Oahu are not accessible to rural areas due to lack of funding

H. Miscellaneous Challenges

- Holding institutions accountable (sexual assault in DOE and university system)
- Adjusting to an continuously changing landscapes of agencies, directors, and priorities to serve intimate partner violence
- The State's lengthy and complex procurement process is one of our most significant challenges in getting resources out to the community
- Domestic violence survivors continue to be dismissed, ignored, and/or re-traumatized when they reach to the criminal justice system for help
- Strengthen laws that hold the batterer accountable
- Media – what we are watching and what is considered acceptable in mainstream media
- Although there has been a collaborative effort to curb DV incidents, there continues to be an upward trend of incidents
- The Volume of cases, especially on the misdemeanor level

Most Challenging Areas for Your Agency to Address

(N=16 VAWA Planning Committee member responses)



Note: The sum of the percentages does not equal 100%. Committee members could list more than one challenge in their survey response. Responses that could not fit in the one of the seven areas were accounted for under miscellaneous challenges.

Statewide Level – Areas for Collaboration

VAWA Committee Members, the Police Chiefs, and the Prosecuting Attorneys were asked to provide a written response to the question in the box below. CPJAD collated the responses into eight areas that emerged from the responses. The eight areas are Enhancing Funding & Resources; Coordinating Responses for Victims; Increasing Outreach and Education; Providing Training; Strengthening Statutes and Policy; Engaging Leadership; Expanding Partnerships; and Miscellaneous Areas for Collaboration. Some of the responses were edited for clarity but most of the responses are listed verbatim.

At a statewide level, what areas should we collaboratively work towards to improve the response to victims of domestic violence, sexual assault, dating violence, and stalking?

A. Enhancing Funding and Resources

- Increase interagency efforts to streamline resources and responses as it relates to military cases, and cases involving a range of VAWA offenses (DV, SA, stalking) in the same intimate partner relation.
- Infrastructure to support the civilian-military interface in addressing service needs for active duty personnel
- Providing for longer term contractual agreements for mastercontract services
- Addressing the burden place on programs to continue to delivering services despite contract delays and funding lapses
- Provide more integrated services at sexual assault centers; fund clinical treatment and cases management services for DV and sex assault victims; protective orders and also persons available to assist with walk-ins and others in crisis
- Unify the funding, unify the Coalitions and end the competition. Intimate partner violence (IPV) by it names crosses both areas but providers/professionals/state staff maintains the separation. In the transformation, each side would need to feel their needs understood and valued and not diminished however, perhaps a more powerful voice to end intimate partner violence would emerge as a result.
- Sustained funding for support in providing services to specific victims
- Counseling and victim support services.
- Ensure services are available in each community that provides a safety net for the victims/survivors.
- Longer term transition shelters for victims and their families to avoid returning home with the defendant in the same home.
- Increased resources for courts, prosecutors, and victim service providers

B. Coordinating Responses for Victims

- More collaborative work is necessary to improve relations with police departments. Either a periodic dialog with each county's police departments with victim service agencies, or a person in each police department designated as a liaison with the agencies, is desirable and will help work with victims.
- Building protocols for law enforcement response to victims of domestic violence statewide, especially in communities that do not feel safe to reach out to police.

- Improving access to temporary restraining orders/protective orders and enforcement and monitoring of these orders.
- Law enforcement creating higher priority in resource allocation
- Effectively and efficiently tracking adult cases across multiple agencies
- Similar with what Hawaii Sexual Assault Response Training (HSART) has done to support statewide protocols surrounding sexual assault, the same concept with any of these topics
- The Maui Sexual Assault Response Team (MSART) is currently working collaboratively with the Hawaii Sexual Assault Response Team (HSART) where HSART is providing technical assistance upon request to work with Child and Family service- Maui and the Police Department in the development of MSART activities. A similar program could be established in regards to domestic and dating violence at the statewide level.

C. Increasing Outreach and Education

- Increase prevention/education to younger women and girls who are being victimized at younger ages
- The DOH's focus is on prevention, versus treatment or responding to victims of DV, SA, dating violence, etc. DOH continues to value its long standing collaborative partnerships across prevention, intervention, treatment and advocacy.
- The establishment of an outreach program to educate the public on violence prevention and the role of evidence in investigating domestic violence and sexual assault.
- Prevention education surrounding dating violence and stalking.
- Advocacy for more community awareness and involvement. i.e., advertising campaigns, talking points, help lines.
- Educate victims/survivors to absolutely know it is never their fault if they find themselves on the receiving end of violence to include but not limited to physical, emotional, financial, verbal, or sexual abuse. Ensure services are available in each community that provides a safety net for the victims/survivors.

D. Providing Training

- Increase train-the-trainer and capacity building for community member to provide safe resources.
- Improved, consistent, effective training of intervening professionals and agencies
- Staff education and training on the dynamics of domestic violence. This will help staff to better understand this issue which in turn will allow us to serve the applicants for and recipients of our services, as well as being better equipped to work with other agencies who deal with this subject matter.
- Education of current trends and best practices to address the issues.
- Training in cyber-tactics for stalking and how to establish safety plans with victims
- Develop on going local training capabilities for law enforcement and victim services providers
- Increased access to national training experts

E. Strengthening Statutes and Policy Changes

- Increase education about Act 206 (protect the employment rights of victims of domestic and sexual violence [SLH 2011])
- Increase education about the reauthorization of VAWA 2013
- Working towards changing some of the laws related to sexual assault for married women which is currently disadvantage for them to press charges
- Make it a felony to commit family abuse in the presence of a minor
- Statutory improvements

F. Engaging Leadership

- To effectively address violence against women issues, leadership should be identified and engagement obtained, with the overall goal of providing a coordinated community response. Current fragmented efforts only produce short term, non-sustained gains, and have limited potential in promoting victim safety. Perhaps the role of the State VAWA Planning Committee could be revisited to determine if a more proactive role would be appropriate.
- Improve collaborations between government agencies and victim service agencies as a whole by having more meetings like the VAWA State Planning Committee
- Hawaii State Coalition Against Domestic Violence to actively engage communities and organizations to end domestic violence through education, advocacy and action for social justice.

G. Expanding Partnerships

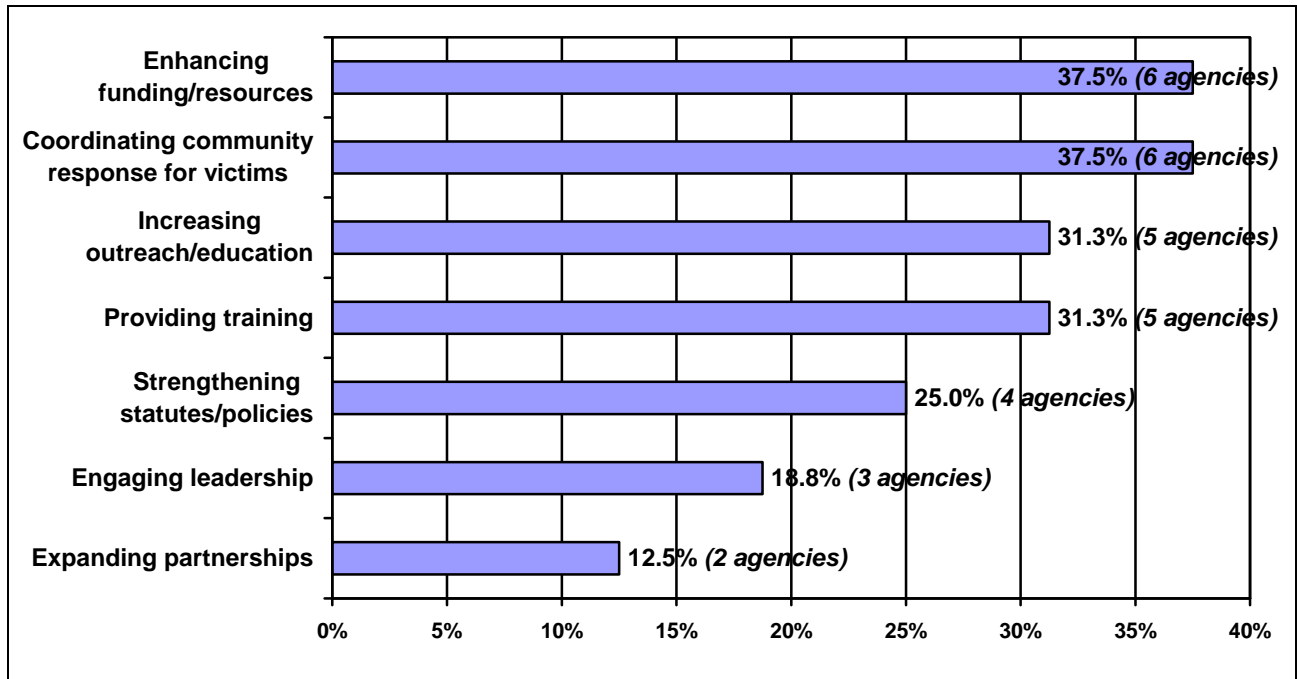
- The DOH's focus is on prevention, versus treatment or responding to victims of DV, SA, dating violence, etc. DOH continues to value its long standing collaborative partnerships across prevention, intervention, treatment and advocacy. These partnerships build stronger unified movements to end all types of violence. We should look at the intersections of these areas of violence to improve collaboration and because of limited resources.
- DV program statewide should all be participating in either Partners in Care (PIC) or Bridging the Gap (BTG), the Continuum of Care for Oahu and Neighbor Islands respectively. These collaborations will allow the special needs of domestic violence victims to be heard and responded to as part of homeless provision. PIC and BTG are volunteer organizations made up of representatives from the community, homeless service providers and government entities. Their goals are to build and maintain a community-based process based on the Continuum of Care; develop a full continuum of programs and services; ensure that homeless persons are treated with dignity and care; engage in planning and evaluation to maximize the use of existing resources; and advocate policy changes that promote a comprehensive, long-term approach to solve homeless.
- More fully implement the guidelines in "the Greenbook" regarding collaboration. In 1999, the National Council of Juvenile and Family Court Judges published "Effective Interventions in Domestic Violence and Child Maltreatment Cases: Guidelines for Policy and Practice." This publication, commonly referred to as "the Greenbook" is helping child welfare, domestic service providers and family courts work together more effectively to serve families experiencing violence.

H. Miscellaneous Areas for Collaboration

- If collaboration is one of the important areas for VAWA, specifically award points in the RFP proposal for collaborative responses to intimate partner violence.
- On an annual or other periodic basis highlight successful collaborations to all those working in intimate partner violence community through a newsletter or similar avenue.
- Police assistance in videotaping at the scene with their built-in videotape cameras in their vehicles when responding to domestic violence calls
- Provide support to victims/survivors who want to get out of abusive relationships

Statewide level - Areas for Collaboration

(N=16 VAWA Planning Committee member responses)



Note: The sum of the percentages does not equal 100%. Committee members could list more than one area for collaboration in their survey response. Responses that could not fit in the one of the seven areas were accounted for under miscellaneous areas for collaboration.

Examples of areas for collaboration:

Enhancing funding and resources

- Integrate domestic violence and sexual assault services including unifying funding
- Streamline resources and ensure services are available in each community

Coordinating responses for victims

- Improve coordination between police and victim service agencies
- Strengthen HSART coordination
- Develop coordinated community response for domestic violence similar to the HSART program

Increasing outreach and education

- Prevention education and community awareness
- Identified topics include dating violence, stalking, teens

Providing training

- Develop and enhance training capabilities for law enforcement and victim services (local and national)
- Identified topics include dynamics of domestic violence, best practices, cyberstalking, safety planning

Strengthening statutes and policies

- *Identified areas include employment rights & victims, sexual assault for married women, increasing penalties*

Engaging leadership

- *Expand role of VAWA Planning Committee*
- *Support statewide Coalitions*

Expanding partnerships

- *Collaborate with non-criminal justice and criminal justice agencies*
- *Develop a full continuum of care*

Collaborative Work

VAWA Committee Members, the Police Chiefs, and the Prosecuting Attorneys were asked to provide a written response to the following question:

At a statewide level, what areas should we collaboratively work towards to improve the response to victims of domestic violence, sexual assault, dating violence, and stalking?

Of the responses provided, the following issues were identified by three or more agencies – the highest number of similar responses.

A. Coordinate & Sustain Education & Training Responses to VAWA for the:

Community (25% or 4/16 agencies)

Note: Multiple responses were provided by more than one agency.

- Increase train-the-trainer and capacity building for community member to provide safe resources.
- Increase prevention/education to younger women and girls who are being victimized at younger ages.
- The establishment of an outreach program to educate the public on violence prevention and the role of evidence in investigating domestic violence and sexual assault.
- Prevention education surrounding dating violence and stalking.
- Advocacy for more community awareness and involvement. i.e., advertising campaigns, talking points, help lines.
- Educate victims/survivors to absolutely know it is never their fault if they find themselves on the receiving end of violence to include but not limited to physical, emotional, financial, verbal, or sexual abuse. Ensure services are available in each community that provides a safety net for the victims/survivors.

Professionals (18.75% or 3/16 agencies)

- Improved, consistent, effective training of intervening professionals and agencies.
- Staff education and training on the dynamics of domestic violence. This will help staff to better understand this issue which in turn will allow us to serve the applicants for and recipients of our services, as well as being better equipped to work with other agencies who deal with this subject matter.
- Develop on going local training capabilities for law enforcement and victim services providers.

B. Strengthen/Develop Protocols to Improve Victim Assistance as it relates to Domestic Violence (18.75% or 3/16 agencies)

- Similar with what HSART has done to support statewide protocols surrounding sexual assault, the same concept with any of these topics (domestic violence, dating violence, stalking).

- The Maui Sexual Assault Response Team (MSART) is currently working collaboratively with the Hawaii Sexual Assault Response Team (HSART) where HSART is providing technical assistance upon request to work with Child and Family service- Maui and the Police Department in the development of MSART activities. A similar program could be established in regards to domestic and dating violence at the statewide level.
- Building protocols for law enforcement response to victims of domestic violence statewide, especially in communities that do not feel safe to reach out to police.

APPENDIX C

**FUNDING SOURCES FOR DOMESTIC VIOLENCE AND
SEXUAL ASSAULT RELATED SERVICES**

Source	Award Agency	FY12			FY13			FY14		
		State	Federal	TOTAL	State	Federal	TOTAL	State	Federal	TOTAL
VAWA STOP (Formula)	Department of the Attorney General	0	1,036,624	1,036,624	0	1,010,149	1,010,149	TBD	TBD	TBD
VAWA Sexual Assault Services Program (Formula)	Department of the Attorney General	0	238,722	238,722	0	244,609	244,609	TBD	TBD	TBD
Statewide SA Services (master contract to SATC)	Department of the Attorney General	2,000,000	0	2,000,000	2,000,000	0	2,000,000	2,000,000	0	2,000,000
Department of the Attorney General Funding Total		2,000,000	1,275,346	3,275,346	2,000,000	1,254,758	3,254,758			
Domestic Violence (DV) Shelter Funding	Department of Human Services	962,500	1,953,989	2,916,489	1,599,720	1,392,508	2,992,228	1,599,720	1,392,508	2,992,228
Teen Dating Violence Education & Prevention Services	Department of Human Services	0	148,900	148,900	136,893	86,470	223,363	136,893	86,470	223,363
DV Survivor/Child Services & Batterers Intervention	Department of Human Services	0	0	0	270,163	0	270,163	1,683,837	0	1,683,837
Legal Services in DV Shelters (Kauai, Maui, East and West Hawaii)	Department of Human Services	0	0	0	12,000	0	12,000	88,000	0	88,000
Legal Services for Immigrants Experiencing DV	Department of Human Services	0	0	0	24,000	0	24,000	176,000	0	176,000
Department of Human Services Funding Total		962,500	2,102,889	3,065,389	2,042,776	1,478,978	3,521,754	3,684,450	1,478,978	5,163,428

Source	Award Agency	FY12			FY13			FY14		
		State	Federal	TOTAL	State	Federal	TOTAL	State	Federal	TOTAL
First Circuit, Victim Services Funding*	Judiciary	2,308,513	0	2,308,513	2,308,513	0	2,308,513	2,538,313	0	2,538,313
Second Circuit, Victim Services Funding	Judiciary	116,685	0	116,685	119,285	0	119,285	117,985	0	117,985
Third Circuit, Victim Services Funding	Judiciary	470,499	0	470,499	470,499	0	470,499	470,499	0	470,499
Fifth Circuit, Victim Services Funding	Judiciary	67,683	0	67,683	67,763	0	67,763	43,320	0	43,320
Spouse and Child Abuse Special Account	Judiciary	467,591	0	467,591	496,767	0	496,767	482,500	0	482,500
Access & Visitation Grant (DHHS)	Judiciary	0	100,000	100,000	0	100,000	100,000	0	100,000	100,000
Judiciary Funding Total		3,430,971	100,000	3,530,971	3,462,827	100,000	3,562,827	3,652,617	100,000	3,752,617
CDC Rape Prevention & Education	Department of Health	0	114,349	114,349	0	141,690	141,690	TBD	TBD	TBD
State Domestic Violence Sexual Assault (DVSA) Special Funds	Department of Health	564,193	0	564,193	258,419	0	258,419	TBD	TBD	TBD
Department of Health Funding Total		564,193	114,349	678,542	258,419	141,690	400,109			

*First Circuit Victim Services Funding amount includes services for victims and batterers' intervention.

Source	Award Agency	FY12			FY13			FY14		
		State	Federal	TOTAL	State	Federal	TOTAL	State	Federal	TOTAL
VAWA State Coalitions (Formula)	Hawaii Coalition Against Sexual Assault	0	117,344	117,344	0	113,870	113,870	TBD	TBD	TBD
VAWA State Coalitions (Formula)	Hawaii State Coalition Against Domestic Violence	0	80,380	80,380	0	76,431	76,431	TBD	TBD	TBD
VAWA Legal Assistance for Victims	Legal Aid Society of Hawaii	0	500,000	500,000	0	0	0	TBD	TBD	TBD
VAWA Transitional Housing	Parents And Children Together	0	300,000	300,000	0	0	0	TBD	TBD	TBD
VAWA Housing Grant	Women Helping Women	0	0	0	0	294,183	294,183	TBD	TBD	TBD
VAWA Rural Grant	YWCA of Kauai	0	0	0	0	439,842	439,842	TBD	TBD	TBD

APPENDIX D

**STOP FORMULA GRANT PROJECTS FUNDED BY
FEDERAL FY 2008 TO FY 2012**

VAWA STOP Subgrant Awards -- FY 2008										
LAW ENFORCEMENT	\$ 217,886		CCR	Stalking	Offender Accountability	Training	Data Collection	Policies/ Procedures	Protection Orders	Underserved
Hawaii Police Department	\$ 38,686	Cell Phone/PDA Violence Against Women			x	x				
Hawaii Police Department	\$ 41,952	DV/SA Victim Services Coordinator	x			x		x		
Hawaii Police Department	\$ 14,147	DV/SA Victim Services Coordinator	x			x		x		
Maui Police Department	\$ 16,772	Improving Law Enforcement and Community Response to Violent Crimes Against Women	x			x		x		
Honolulu Police Department	\$ 32,472	Higher Education				x				
Hawaii Police Department	\$ 47,438	Specialized Investigative Training				x				
Department of Attorney General	\$ 20,091	VAWA Training for Police (partial)				x				
Department of Attorney General	\$ 2,689	VAWA Training for Police (discretionary)				x				
Hawaii Police Department	\$ 3,639	DV/SA Victim Services Coordinator (discretionary)	x			x		x		
PROSECUTION	\$ 314,670									
Hawaii Prosecutor	\$ 49,103	DV and SA Prosecution	x		x					
Maui Prosecutor	\$ 48,471	DV Investigations	x		x					
Kauai Prosecutor	\$ 22,457	DV Prosecution Unit	x		x					
Kauai Prosecutor	\$ 24,121	DV Prosecution Unit	x		x					
Honolulu Prosecutor	\$ 67,406	Misdemeanor DV	x		x					
Honolulu Prosecutor	\$ 103,112	Misdemeanor DV (discretionary)	x		x					
JUDICIARY	\$ 38,310		CCR	Stalking	Offender Accountability	Training	Data Collection	Policies/ Procedures	Protection Orders	Underserved
First Judicial Circuit	\$ 38,310	The Impact of Domestic Violence on Victims				x				

VAWA STOP Subgrant Awards -- FY 2008 (continued)										
VICTIM SERVICES	\$ 306,045		CCR	Core Services						
Parents and Children Together	\$ 84,780	FPC Advocacy Services & Namelehuapono Wahine Program		x						
Sex Abuse Treatment Center	\$ 205,525	Statewide Sexual Assault Services 2009-2010 (partial)	x	x						
Women Helping Women	\$ 15,740	Victim Services for Victims of Domestic Violence on Lanai		x						

VAWA STOP Subgrant Awards -- FY 2009										
LAW ENFORCEMENT	\$ 220,035		CCR	Stalking	Offender Accountability	Training	Data Collection	Policies/Procedures	Protection Orders	Underserved
Hawaii Police Department	\$ 51,095	Specialized Training				x				
Maui Police Department	\$ 16,731	Improving Response to Violent Crimes Against Women	x			x				
Honolulu Police Department	\$ 59,403	Continuing Higher Education				x				
Maui Police Department	\$ 38,898	Maui Sexual Assault Response Team	x			x		x		
Kauai Police Department	\$ 36,039	SANE Recruitment, Training and Stand-by Pay	x			x				
Hawaii Police Department	\$ 17,869	Specialized Investigative Training				x				
PROSECUTION	\$ 220,035									
Hawaii Prosecutor	\$ 50,205	DV Prosecution	x		x					
Maui Prosecutor	\$ 49,404	DV Investigations	x		x					
Kauai Prosecutor	\$ 47,002	DV Prosecution Unit	x		x					
Honolulu Prosecutor	\$ 73,424	Misdemeanor DV	x		x					
JUDICIARY	\$ 42,236		CCR	Stalking	Offender Accountability	Training	Data Collection	Policies/Procedures	Protection Orders	Underserved
First Judicial Circuit	\$ 42,236	Improving Judicial Response				x				

VAWA STOP Subgrant Awards -- FY 2009 (continued)										
VICTIM SERVICES	\$ 395,766		CCR	Core Services						
Parents and Children Together	\$ 76,085	Enhanced Case Management and Namelehuapono Wahine Project		x						
Sex Abuse Treatment Center	\$ 235,036	Statewide Sexual Assault Services		x						
Sex Abuse Treatment Center	\$ 84,645	Hawaii Sexual Assault Response and Training (HSART)	x							

VAWA STOP Subgrant Awards -- FY 2010										
LAW ENFORCEMENT	\$ 230,632		CCR	Stalking	Offender Accountability	Training	Data Collection	Policies/Procedures	Protection Orders	Underserved
Honolulu Police Department	\$ 78,918	STOP DV				x		x		
Hawaii Police Department	\$ 52,068	SAFE Program Coordination	x							
Maui Police Department	\$ 51,719	Sex Assault Exams	x			x				
Kauai Police Department	\$ 47,927	SANE Exams and DNA Analysis	x		x			x		
PROSECUTION	\$ 230,632									
Honolulu Prosecutor	\$ 78,918	Family Justice Center	x	x	x					
Hawaii Prosecutor	\$ 52,068	DV Prosecution	x		x					
Maui Prosecutor	\$ 51,719	DV Investigations	x		x					
Kauai Prosecutor	\$ 47,927	DV Prosecution	x		x					
JUDICIARY	\$ 46,127		CCR	Stalking	Offender Accountability	Training	Data Collection	Policies/Procedures	Protection Orders	Underserved
First Judicial Circuit	\$ 46,127	Promoting DV Skills				x				
VICTIM SERVICES	\$ 415,135		CCR	Core Services						
Legal Aid Society of Hawaii	\$ 84,780	Hispanic Family Violence Awareness	x	x						
Child and Family Service	\$ 53,053	Oahu DV Abuse Shelter		x						

VAWA STOP Subgrant Awards -- FY 2010 <i>(continued)</i>										
VICTIM SERVICES	\$ 415,135		CCR	Core Services						
Domestic Violence Action Center	\$ 125,687	Services for Victims of Intimate Partner Violence		x						
Molokai Community Service Council	\$ 50,000	Hale Ho'omalu		x						
YMCA of Hawaii Island	\$ 54,041	Family Visitation Center		x						
Sex Abuse Treatment Center	\$ 47,574	Sex Assault Crisis Services		x						

VAWA STOP Subgrant Awards -- FY 2011										
LAW ENFORCEMENT	\$ 231,202		CCR	Stalking	Offender Accountability	Training	Data Collection	Policies/Procedures	Protection Orders	Underserved
Honolulu Police Department	\$ 79,444	DV Training & Officer Involved DV Training				x		x		
Hawaii Police Department	\$ 52,061	SAFE Stand-By Pay & Forensic Exams	x							
Maui Police Department	\$ 51,794	DV Outreach in Underserved Communities	x							x
Kauai Police Department	\$ 47,903	SANE Stand-By Pay, Coordination & Non-Reporting Examinations	x		x		x			x
PROSECUTION	\$ 231,202									
Honolulu Prosecutor	\$ 79,444	DV & SA Training for Prosecutor			x	x				
Hawaii Prosecutor	\$ 52,061	DV Prosecution	x		x					
Maui Prosecutor	\$ 51,794	DV Investigations	x		x					
Kauai Prosecutor	\$ 47,903	DV Prosecution	x		x					
JUDICIARY	\$ 46,240		CCR	Stalking	Offender Accountability	Training	Data Collection	Policies/Procedures	Protection Orders	Underserved
First Judicial Circuit	\$ 46,240	Trauma & DV				x				

VAWA STOP Subgrant Awards -- FY 2011 (continued)										
VICTIM SERVICES	\$ 397,785		CCR	Core Services						
Legal Aid Society of Hawaii	\$ 90,511	Outreach to, Legal Services for, & Training about Immigrant Victims	x	x						
Child and Family Service	\$ 117,872	Trauma Informed Intensive Case Management		x						
Domestic Violence Action Center	\$ 189,402	Holistic Services for Victims of Intimate Partner Violence		x						

VAWA STOP Subgrant Awards -- FY 2012										
LAW ENFORCEMENT	\$ 233,241		CCR	Stalking	Offender Accountability	Training	Data Collection	Policies/Procedures	Protection Orders	Underserved
Honolulu Police Department	\$ 80,730	Solving Sex Assault			x	x				
Hawaii Police Department	\$ 52,353	SAFE Stand-By Pay & Forensic Exams	x							
Maui Police Department	\$ 52,113	To be determined								
Kauai Police Department	\$ 48,045	To be determined								
PROSECUTION	\$ 233,241									
Honolulu Prosecutor	\$ 80,730	Misdemeanor DV			x	x				
Hawaii Prosecutor	\$ 52,353	DV Prosecution	x		x					
Maui Prosecutor	\$ 52,113	DV Investigations	x		x					
Kauai Prosecutor	\$ 48,045	DV Unit	x		x					
JUDICIARY	\$ 46,648		CCR	Stalking	Offender Accountability	Training	Data Collection	Policies/Procedures	Protection Orders	Underserved
First Judicial Circuit	\$ 46,648	Conducting a Safety Assessment	x							
VICTIM SERVICES	\$ 419,832		CCR	Core Services						
Legal Aid Society of Hawaii	\$ 93,439	Hispanic Family Violence Awareness II	x	x						

VAWA STOP Subgrant Awards -- FY 2012 (continued)										
VICTIM SERVICES	\$ 419,832									
Molokai Community Service Council	\$ 50,000	Hale Hoomalu		x						
Sex Abuse Treatment Center	\$ 135,000	Hawaii Sexual Assault Response and Training (HSART) Program	x							
Domestic Violence Action Center	\$ 141,393	Holistic Specialized Services for Victims of Intimate Partners		x						